

SOCIAL SERIES

LOW ARM CLUB SOCIAL CHAIR

Product No. F150

Create the space you are looking for using the Social Series. Can be used on it's own or connect it with multiple pieces from the series to fit your exact environment needs. Add laminate to the arm for a solid surface.



DETAILS

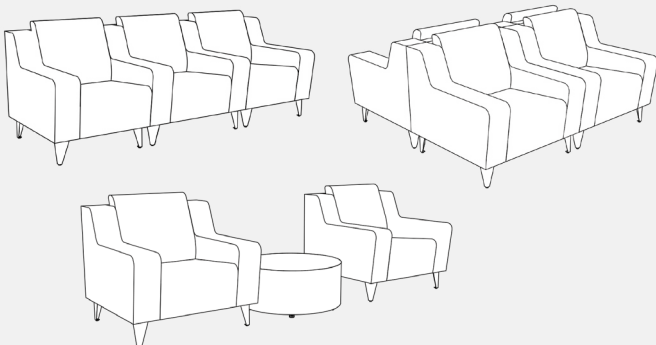
CONSTRUCTION

- Solid foam construction
- Reinforced seams and stitching
- MDF baseboard to fit foot options
- Made in USA
- Backed with a lifetime warranty

MODIFICATION


- Textile and placement
- Leg, caster, and foot options
- Colored stitching
- TFL work surface
- Power
- Embroidery

QUICK COMBOS




HOW TO SPECIFY F150

STEP 1: SEAT HEIGHT

DIMENSION (L x W x H)	SEAT HEIGHT
 35" x 34.75" x 32"	18"

STEP 2: FOOT

6" PREMIUM FOOT OPTIONS

 Large Sled Leg (S29) Silver	
--	--

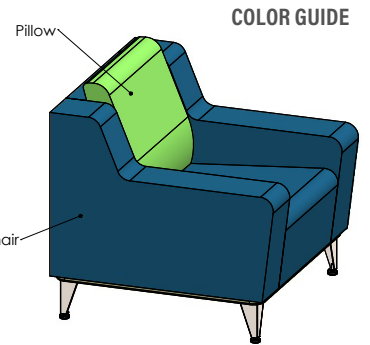
**Reference the product breakdown on back for availability.*

STEP 3: GRADE AND TEXTILE

GRADES & SWATCHES









FABRIC DIRECTION & COLOR GUIDE





**Thread will default to match the seat textile.*

STEP 4: ACCESSORIES (OPTIONAL)

TFL WORKSURFACE (TFL)

 White Wood	 Natural Maple	 Dark Wood	 Black Crystal
 Fashion Grey	 Marker Board		

INTEGRATED POWER OPTIONS* (PI, PI+)

 White	 Silver	PI = 1 Power Unit PI+ = 2 Power Units (Daisy Chain)
---	--	--

EMBROIDERY

- Personalize your furniture with embroidery!
- We can embroider logos up to 12" x 15".

EMBROIDERY SPECS »



PASSES

CAL TB-133

**Reference the product breakdown on back for availability.*

STEP 5: CONFIGURE PART NUMBER

FILL IN YOUR PART NUMBER

F	1	5	0	-	3	5	x	3	4	.	7	5	x	3	2	-					-				
FAMILY					L				W				H				FOOT				TFL/POWER				
STEP 1																STEP 2				STEP 4* (OPTIONAL)					

EXAMPLE PART NUMBER

F	1	5	0	-	3	5	x	3	4	.	7	5	x	3	2	-	R	6	-	P	1
FAMILY					L				W				H				FOOT/ZIP		TFL/POWER		

STEP 6: CONFIGURE DESCRIPTION

FILL IN YOUR DESCRIPTION

1. CHAIR

1. Chair				
LOCATION	GRADE	MANUFACTURER	PATTERN	COLOR

2. PILLOW

2. Pillow				
LOCATION	GRADE	MANUFACTURER	PATTERN	COLOR

FOOT

NAME/COLOR

POWER*

COLOR	QUANTITY
-------	----------

TFL WORKSURFACE*

COLOR

EMBROIDERY*

LOCATION	NAME
----------	------

STEP 3

EXAMPLE DESCRIPTION

1. CHAIR

1. Chair	1	Spradling	Silvertex	Sage
LOCATION	GRADE	MANUFACTURER	PATTERN	COLOR

2. PILLOW

2. Pillow	3	Momentum	Tribeca	Fossil
LOCATION	GRADE	MANUFACTURER	PATTERN	COLOR

FOOT

6" Rectangle Leg - Black	White	1
NAME/COLOR	COLOR	QUANTITY

TFL WORKSURFACE*

White Wood
COLOR

EMBROIDERY*

Seat	Rocket Logo
LOCATION	NAME

*Optional add-ons. Reference product breakdown for availability.

INCLUDE ON PURCHASE ORDER

EXAMPLE CONFIGURATION

F150-35x34.75x32-R6-TFLPI

1. Chair: Grade 1, Spradling, Silvertex, Sage | 2. Pillow: Grade 3, Momentum, Tribeca, Fossil

Foot: 6" Rectangle Leg Black | TFL Worksurface: White Wood | Power: White, Quantity: 1 | Embroidery: Seat, Rocket logo

PRODUCT BREAKDOWN

LOW ARM CLUB SOCIAL CHAIR (F150)

Product No.	Dimen./Weight (L x W x H)	FOOT OPTIONS											INTEGRATED POWER OPTION										TFL	Emb.	
		Zip Z	Standard		3" Premium		6" Premium					Standard		3" Premium		6" Premium									
			G1	L1	R3	C3	S16	S29	C6	T6	R6	M6	G1	L1	R3	C3	S16	S29	C6	T6	R6	M6			
F150-35x34.75x32	35" x 34.75" x 32" 40 lbs.	-	-	-	-	-	-	✓	✓	✓	✓	✓	-	-	-	-	✓	✓	✓	✓	✓	✓	✓	✓	✓

Fōmcore
SERVE. CREATE. INSPIRE.

1770 E. Keating Ave - Muskegon, MI 49442 • Tel: 231.366.4791 • www.fomcore.com

ADDITIONAL
RESOURCES »

