


CREATE YOUR COMBO BALANCE BEAM COMBO

Product Numbers FK042, FK041



DETAILS

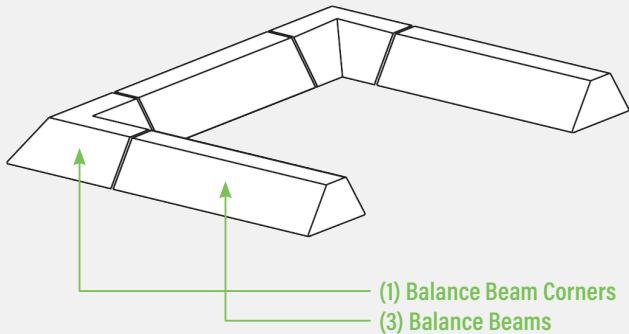
CONSTRUCTION

- Solid foam construction
- Reinforced seams and stitching
- Made in USA
- Backed with a lifetime warranty

MODIFICATION


- Seat height
- Textile and placement
- Fully zippered (no wood base)
- Colored stitching and zipper


COMBO BREAKDOWN



HOW TO SPECIFY A BALANCE BEAM

STEP 1: HEIGHT

BALANCE BEAM	
DIMENSION (LxWxH)	HEIGHT
 48" X 18"	9"

BALANCE BEAM CORNER	
DIMENSION (LxWxH)	HEIGHT
 26" X 26"	9"

STEP 2: FULLY ZIPPERED

FULLY ZIPPERED



*Reference the product breakdown on back for availability.

STEP 3: GRADE AND TEXTILE

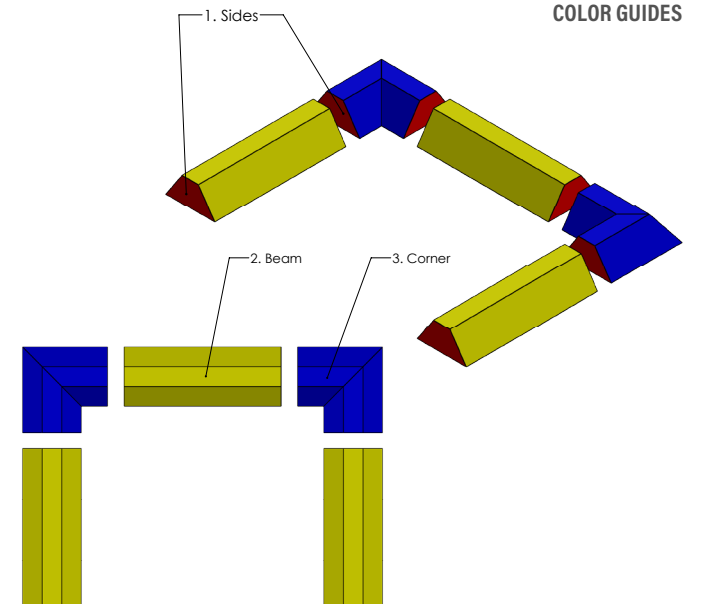
GRADES & SWATCHES



COLOR GUIDE



*Thread will default to match the seat textile.



STEP 4: ACCESSORIES (OPTIONAL)

PASSES

CAL TB-133

*Reference the product breakdown on back for availability.

STEP 5: CONFIGURE PART NUMBER

FILL IN YOUR PART NUMBER

						-		x			x				-					
FAMILY					STEP 1							STEP 2				ZIP				

EXAMPLE PART NUMBER

F	K	0	4	1	-	4	8	x	1	8	x	9	-	Z						
FAMILY					STEP 1							STEP 2				ZIP				

STEP 6: CONFIGURE DESCRIPTION

FILL IN YOUR DESCRIPTION

1. SIDE

1. Side					
LOCATION	GRADE	MANUFACTURER	PATTERN	COLOR	

2. BEAM OR CORNER

2. Beam					
LOCATION	GRADE	MANUFACTURER	PATTERN	COLOR	

3. CORNER

3. Corner					
LOCATION	GRADE	MANUFACTURER	PATTERN	COLOR	

EMBROIDERY*

LOCATION	NAME

STEP 3

EXAMPLE DESCRIPTION

1. SIDE

1. Side	1	Spradling	Silvertex	Sage
LOCATION	GRADE	MANUFACTURER	PATTERN	COLOR

2. BEAM OR CORNER

2. Beam	3	Momentum	Tribeca	Fossil
LOCATION	GRADE	MANUFACTURER	PATTERN	COLOR

3. CORNER

2. Corner	1	Spradling	Silvertex	Acid
LOCATION	GRADE	MANUFACTURER	PATTERN	COLOR

EMBROIDERY*

Seat	Rocket Logo
LOCATION	NAME

*Optional add-ons. Reference product breakdown for availability.

INCLUDE ON PURCHASE ORDER

REPEAT STEP 5 & 6 FOR EACH PRODUCT NUMBER.

EXAMPLE CONFIGURATION

FK041-48x18x9-Z

1. Side: Grade 1, Spradling, Silvertex, Sage | 2. Beam: Grade 3, Momentum, Tribeca, Fossil | 3. Corner: Grade 1, Spradling, Silvertex, Acid

Embroidery: Seat, Rocket logo

PRODUCT BREAKDOWN

BALANCE BEAM COMBO

Product No./ Description	Dimen./Weight (L x W x H)	Zip Z	FOOT OPTIONS											INTEGRATED POWER OPTION						TFL	Emb.			
			Standard		3" Premium		6" Premium				Standard		3" Premium		6" Premium									
			G1	L1	R3	C3	S16	S29	C6	T6	R6	M6	G1	L1	R3	C3	S16	S29	C6	T6	R6	M6		
Balance Beam FK041-48x18x9	48" x 18" x 9" 8 lbs.	✓	-	-	-	-	-	-	-	-	-	-	-	-	-	-	-	-	-	-	-	-	-	-
Balance Beam Corner FK042-26x26x9	26" x 26" x 9" 5 lbs.	✓	-	-	-	-	-	-	-	-	-	-	-	-	-	-	-	-	-	-	-	-	-	-

