

SOCIAL SERIES

LOW ARM LEFT SOCIAL CHAIR

Product No. F151

Create the space you are looking for using the Social Series. Can be used on it's own or connect it with multiple pieces from the series to fit your exact environment needs. Add laminate to the arm for a solid surface.



Shown with 6" Mod Legs

DETAILS

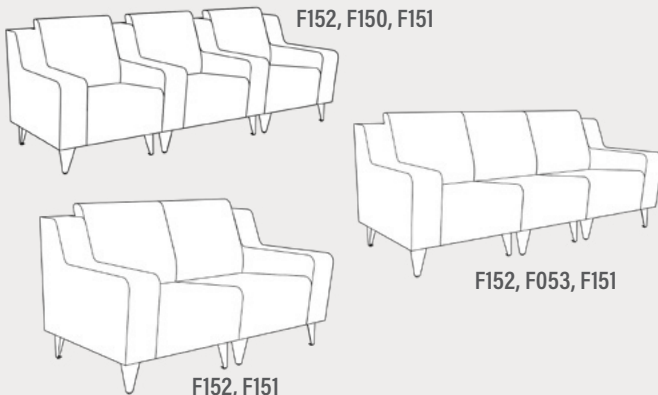
CONSTRUCTION

- Solid foam construction
- Reinforced seams and stitching
- MDF baseboard to fit foot options
- Made in USA
- Backed with a lifetime warranty

MODIFICATION


- Textile and placement
- Leg, caster, and foot options
- Colored stitching
- Power
- Embroidery

QUICK COMBOS



HOW TO SPECIFY F151

STEP 1: SEAT HEIGHT

DIMENSION (L x W x H)	SEAT HEIGHT
 28.25" x 34.75"	32"

STEP 2: FOOT AND FULLY ZIPPERED

6" PREMIUM FOOT OPTIONS

- | | |
|--|---|
|  Large Sled Leg (S29)
Silver |  6" Rectangle (R6)
Black |
|  Large Sled Leg (S29)
Black |  6" Rectangle (R6)
Silver |
|  6" Mod Leg (M6) |  6" Triangle (T6)
Black |
|  6" Caster (C6) |  6" Triangle (T6)
Silver |

**Reference the product breakdown on back for availability.*

STEP 3: GRADE AND TEXTILE

GRADES & SWATCHES



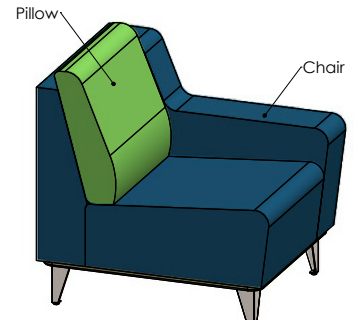
[CLICK TO VIEW »](#)

FABRIC DIRECTION & COLOR GUIDE



[CLICK TO VIEW »](#)







COLOR GUIDE




**Thread will default to match the seat textile.*

STEP 4: ACCESSORIES (OPTIONAL)

TFL WORKSURFACE (TFL)

- | | | | |
|--|---|---|---|
|  White Wood |  Natural Maple |  Dark Wood |  Black Crystal |
|  Fashion Grey |  Marker Board | | |

INTEGRATED POWER OPTIONS* (PI, PI+)

- | | | |
|---|--|--|
|  White |  Silver | PI = 1 Power Unit
PI+ = 2 Power Units |
|---|--|--|

EMBROIDERY

- Personalize your furniture with embroidery!
- We can embroider logos up to 12" x 15".

EMBROIDERY SPECS

[CLICK TO VIEW »](#)



CAL TB-133

- Optional flame retardant add on.

**Reference the product breakdown on back for availability.*

STEP 5: CONFIGURE PART NUMBER

FILL IN YOUR PART NUMBER

F	1	5	1	-	2	8	.2	5	x	3	4	.7	5	x	3	2	-	R	6	-			
FAMILY					STEP 1												STEP 2		STEP 4* (OPTIONAL)				
L					W					H				FOOT/ZIP		POWER							

EXAMPLE PART NUMBER

F	1	5	1	-	2	8	.2	5	x	3	4	.7	5	x	3	2	-	R	6	-	P	I
FAMILY					STEP 1												STEP 2		STEP 4* (OPTIONAL)			
L					W					H				FOOT/ZIP		POWER						

STEP 6: CONFIGURE DESCRIPTION

FILL IN YOUR DESCRIPTION

1. CHAIR

1. Chair				
LOCATION	GRADE	MANUFACTURER	PATTERN	COLOR

2. PILLOW

2. Pillow				
LOCATION	GRADE	MANUFACTURER	PATTERN	COLOR

FOOT

NAME/COLOR

POWER*

COLOR	QUANTITY

EMBROIDERY*

LOCATION	NAME

FIRE RETARDANCY*

--

STEP 3

EXAMPLE DESCRIPTION

1. CHAIR

1. Chair	1	Spradling	Silvertex	Sage
LOCATION	GRADE	MANUFACTURER	PATTERN	COLOR

2. PILLOW

2. Pillow	3	Momentum	Tribeca	Fossil
LOCATION	GRADE	MANUFACTURER	PATTERN	COLOR

FOOT

6" Rectangle Leg - Black	White	1
NAME/COLOR	COLOR	QUANTITY

EMBROIDERY*

Seat	Rocket Logo
LOCATION	NAME

FIRE RETARDANCY*

CAL TB-133

*Optional add-ons. Reference product breakdown for availability.

INCLUDE ON PURCHASE ORDER

EXAMPLE CONFIGURATION

F151-28.25x34.75x32-R6-PI

1. Chair: Grade 1, Spradling, Silvertex, Sage | 2. Pillow: Grade 3, Momentum, Tribeca, Fossil

Foot: 6" Rectangle Leg Black | Power: White, Quantity: 1 | Embroidery: Seat, Rocket logo | CAL TB-133

PRODUCT BREAKDOWN

LOW ARM LEFT SOCIAL CHAIR (F151)

Product No.	Dimen./Weight (L x W x H)	FOOT OPTIONS												INTEGRATED POWER OPTION						TFL	Emb.		
		Zip Z	Standard G1 L1		3" Premium R3 C3		6" Premium S16 S29 C6 T6 R6 M6				Standard G1 L1		3" Premium R3 C3 S16 S29 C6 T6 R6 M6										
F151-28.25x34.75.32	28.25" x 34.75" x 32" 32 lbs. (18" Seat Height)	-	-	-	-	-	✓	✓	✓	✓	✓	-	-	-	-	✓	✓	✓	✓	✓	✓	✓	✓



1770 E. Keating Ave - Muskegon, MI 49442 • Tel: 231.366.4791 • www.fomcore.com

ADDITIONAL RESOURCES



[CLICK TO VIEW »](#)