

ARMLESS SERIES

LINEAR REFRESH SOFA

Product No. F141

With its sophisticated bold look, smooth edges and lightweight structure, mix and match the Linear Fresh Sofa with multiple pieces of the Refresh Series. The size of the sofa fits nicely in medium to large spaces. The Refresh Series is great for offices, meeting and collaboration spaces.



DETAILS

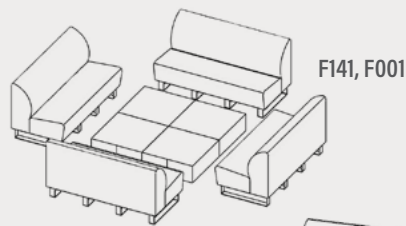
CONSTRUCTION

- Solid foam construction
- MDF baseboard to fit foot options
- Reinforced seams and stitching
- Made in USA
- Backed with a lifetime warranty

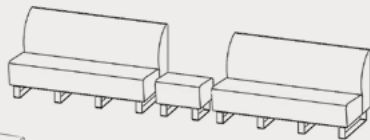
MODIFICATION

- Seat height
- Textile and placement
- Leg, caster, and foot options
- Colored stitching and zipper
- Embroidery
- Power

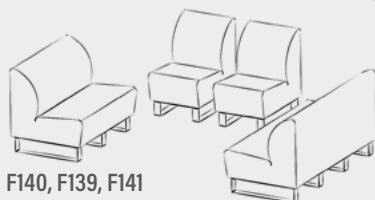
QUICK COMBOS



F141, F001




F141, F142



F140, F139, F141

HOW TO SPECIFY F141

STEP 1: SEAT HEIGHT

DIMENSION (L x W)	HEIGHT	SEAT HEIGHT
 67" x 32.5"	33"	16"
	35"	18"

STEP 2: FOOT









1" STANDARD FOOT OPTIONS

-  Nylon Glide (G1)
-  Felt Glide (G1)
-  1" Low Profile Leg (L1)
Black

3" PREMIUM FOOT OPTIONS

-  3" Rectangle (R3)
Black
-  3" Rectangle (R3)
Silver
-  3" Caster (C3)

6" PREMIUM FOOT OPTIONS

-  Large Sled Leg (S29)
Silver
-  Large Sled Leg (S29)
Black
-  6" Mod Leg (M6)
-  6" Rectangle (R6)
Black
-  6" Rectangle (R6)
Silver
-  6" Triangle (T6)
Black
-  6" Triangle (T6)
Silver
-  6" Caster (C6)

**Reference the product breakdown on back for availability.*

STEP 3: GRADE AND TEXTILE

GRADES & SWATCHES



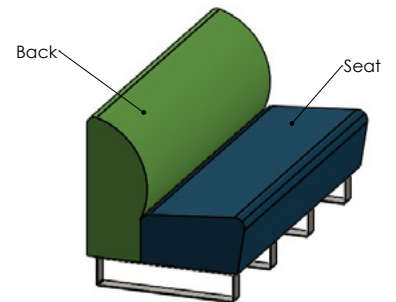
[CLICK TO VIEW »](#)

FABRIC DIRECTION & COLOR GUIDE



[CLICK TO VIEW »](#)

COLOR GUIDE



STEP 4: ACCESSORIES (OPTIONAL)

INTEGRATED POWER OPTIONS* (PI, PI+)



White



Silver

PI = 1 Power Unit

PI+ = 2 Power Units

EMBROIDERY

- Personalize your furniture with embroidery!
- We can embroider logos up to 12" x 15".

EMBROIDERY SPECS

[CLICK TO VIEW »](#)



CAL TB-133

- Optional flame retardant add on.

**Reference the product breakdown on back for availability.*

STEP 5: CONFIGURE PART NUMBER

FILL IN YOUR PART NUMBER

F	1	4	1	-	x	x	-			-		
FAMILY					L			W			H	
					FOOT			POWER				
					STEP 1			STEP 2			STEP 4* (OPTIONAL)	

EXAMPLE PART NUMBER

F	1	4	1	-	6	7	x	3	2	5	x	3	3	-	R	6	-	P	1
FAMILY					L			W			H			FOOT			POWER		

STEP 6: CONFIGURE DESCRIPTION

FILL IN YOUR DESCRIPTION

1. SEAT

1. Seat				
LOCATION	GRADE	MANUFACTURER	PATTERN	COLOR

2. SIDE

2. Side				
LOCATION	GRADE	MANUFACTURER	PATTERN	COLOR

FOOT

NAME/COLOR

POWER*

COLOR	QUANTITY
-------	----------

EMBROIDERY*

LOCATION	NAME
----------	------

STEP 3

EXAMPLE DESCRIPTION

1. SEAT

1. Seat	1	Spradling	Silvertex	Sage
LOCATION	GRADE	MANUFACTURER	PATTERN	COLOR

2. SIDE

2. Side	3	Momentum	Tribeca	Fossil
LOCATION	GRADE	MANUFACTURER	PATTERN	COLOR

FOOT

6" Rectangle Leg - Black	White	1
NAME/COLOR	COLOR	QUANTITY

EMBROIDERY*

Seat	Rocket Logo
LOCATION	NAME

*Optional add-ons. Reference product breakdown for availability.

INCLUDE ON PURCHASE ORDER

EXAMPLE CONFIGURATION

F141-67x33.5x33-R6-P1

1. Seat: Grade 1, Spradling, Silvertex, Sage | 2. Side: Grade 3, Momentum, Tribeca, Fossil

Foot: 6" Rectangle Leg Black | Power: White, Quantity: 1 | Embroidery: Seat, Rocket logo

PRODUCT BREAKDOWN

LINEAR REFRESH SOFA (F141)

Product No.	Dimen./Weight (L x W x H)	Zip Z	FOOT OPTIONS								INTEGRATED POWER OPTION								TFL	Emb.				
			Standard		3" Premium		6" Premium				Standard		3" Premium		6" Premium									
			G1	L1	R3	C3	S16	S29	C6	T6	R6	M6	G1	L1	R3	C3	S16	S29	C6	T6	R6	M6		
F141-67x32.5x33	67" x 32.5" x 33" 86 lbs. (16" Seat Height)	-	✓	✓	✓	✓	-	✓	✓	✓	✓	✓	✓	✓	✓	✓	-	-	-	-	-	-	-	✓
F141-67x32.5x35	67" x 32.5" x 35" 90 lbs. (18" Seat Height)	-	✓	✓	✓	✓	-	✓	✓	✓	✓	✓	✓	✓	✓	✓	-	✓	✓	✓	✓	✓	✓	✓



1770 E. Keating Ave - Muskegon, MI 49442 • Tel: 231.366.4791 • www.fomcore.com

ADDITIONAL RESOURCES



CLICK TO VIEW »