

ARMLESS SERIES

# LINEAR REFRESH CHAIR

Product No. F139

With its sophisticated look, smooth edges and lightweight structure, mix and match the Linear Refresh Chair with multiple pieces of the Refresh Series. The Refresh Series is great for offices, meeting spaces and spaces in between.



## DETAILS

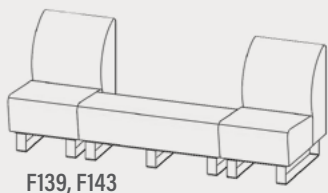
### CONSTRUCTION

- Solid foam construction
- MDF baseboard to fit foot options
- Reinforced seams and stitching
- Made in USA
- Backed with a lifetime warranty

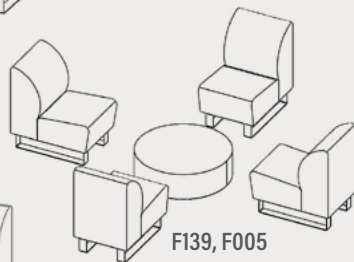
### MODIFICATION

- Seat height
- Textile and placement
- Leg, caster, and foot options
- Colored stitching and zipper
- Embroidery
- Power

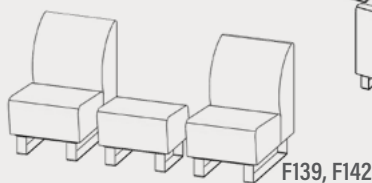
## QUICK COMBOS



F139, F143




F139, F005



F139, F142

# HOW TO SPECIFY F139

## STEP 1: SEAT HEIGHT

DIMENSION (L x W)	HEIGHT	SEAT HEIGHT
 22" x 32.5"	33"	16"
	35"	18"

## STEP 2: FOOT









### 1" STANDARD FOOT OPTIONS

-  Nylon Glide (G1)
-  Felt Glide (G1)
-  1" Low Profile Leg (L1)  
Black

### 3" PREMIUM FOOT OPTIONS

-  3" Rectangle (R3)  
Black
-  3" Rectangle (R3)  
Silver
-  3" Caster (C3)

### 6" PREMIUM FOOT OPTIONS

-  Large Sled Leg (S29)  
Silver
-  Large Sled Leg (S29)  
Black
-  6" Mod Leg (M6)
-  6" Rectangle (R6)  
Black
-  6" Rectangle (R6)  
Silver
-  6" Triangle (T6)  
Black
-  6" Triangle (T6)  
Silver
-  6" Caster (C6)

\*Reference the product breakdown on back for availability.

## STEP 3: GRADE AND TEXTILE

### GRADES & SWATCHES



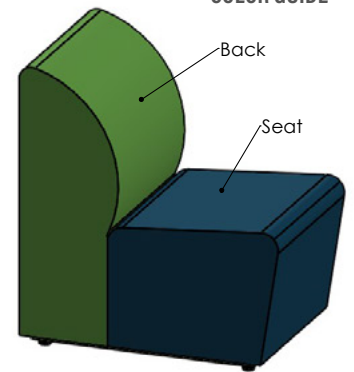
[CLICK TO VIEW »](#)

### FABRIC DIRECTION & COLOR GUIDE



[CLICK TO VIEW »](#)

### COLOR GUIDE



\*Thread will default to match the seat textile.

## STEP 4: ACCESSORIES (OPTIONAL)

### INTEGRATED POWER OPTIONS\* (PI, PI+)

-  White
-  Silver

PI = 1 Power Unit  
PI+ = 2 Power Units

### EMBROIDERY

- Personalize your furniture with embroidery!
- We can embroider logos up to 12" x 15".

### EMBROIDERY SPECS

[CLICK TO VIEW »](#)



### CAL TB-133

- Optional flame retardant add on.

\*Reference the product breakdown on back for availability.

## STEP 5: CONFIGURE PART NUMBER

### FILL IN YOUR PART NUMBER

F	1	3	9	-	x	x	-			-		
FAMILY					L			W			H	
					FOOT			POWER				
					STEP 1			STEP 2			STEP 4* (OPTIONAL)	

### EXAMPLE PART NUMBER

F	1	3	9	-	2	2	x	3	2	5	x	3	3	-	R	6	-	P	1
FAMILY					L			W			H			FOOT			POWER		

## STEP 6: CONFIGURE DESCRIPTION

### FILL IN YOUR DESCRIPTION

#### 1. SEAT

1. Seat				
LOCATION	GRADE	MANUFACTURER	PATTERN	COLOR

#### 2. SIDE

2. Side				
LOCATION	GRADE	MANUFACTURER	PATTERN	COLOR

#### FOOT

NAME/COLOR
------------

#### POWER\*

COLOR	QUANTITY
-------	----------

#### EMBROIDERY\*

LOCATION	NAME
----------	------

STEP 3

### EXAMPLE DESCRIPTION

#### 1. SEAT

1. Seat	1	Spradling	Silvertex	Sage
LOCATION	GRADE	MANUFACTURER	PATTERN	COLOR

#### 2. SIDE

2. Side	3	Momentum	Tribeca	Fossil
LOCATION	GRADE	MANUFACTURER	PATTERN	COLOR

#### FOOT

6" Rectangle Leg - Black	White	1
NAME/COLOR	COLOR	QUANTITY

#### EMBROIDERY\*

Seat	Rocket Logo
LOCATION	NAME

\*Optional add-ons. Reference product breakdown for availability.

INCLUDE ON PURCHASE ORDER

## EXAMPLE CONFIGURATION

F139-22x33.5x33-R6-P1

1. Seat: Grade 1, Spradling, Silvertex, Sage | 2. Side: Grade 3, Momentum, Tribeca, Fossil

Foot: 6" Rectangle Leg Black | Power: White, Quantity: 1 | Embroidery: Seat, Rocket logo

## PRODUCT BREAKDOWN

### LINEAR REFRESH CHAIR (F139)

Product No.	Dimen./Weight (L x W x H)	FOOT OPTIONS											INTEGRATED POWER OPTION						TFL	Emb.					
		Zip Z	Standard		3" Premium		6" Premium				Standard		3" Premium		6" Premium										
			G1	L1	R3	C3	S16	S29	C6	T6	R6	M6	G1	L1	R3	C3	S16	S29			C6	T6	R6	M6	
F139-22x32.5x33	22" x 32.5" x 33" 33 lbs. (16" Seat Height)	-	✓	✓	✓	✓	-	✓	✓	✓	✓	✓	✓	✓	✓	✓	✓	-	-	-	-	-	-	-	✓
F139-22x32.5x35	22" x 32.5" x 35" 34 lbs. (18" Seat Height)	-	✓	✓	✓	✓	-	✓	✓	✓	✓	✓	✓	✓	✓	✓	✓	-	✓	✓	✓	✓	✓	-	✓

**Fōmcore**  
SERVE. CREATE. INSPIRE.

1770 E. Keating Ave - Muskegon, MI 49442 • Tel: 231.366.4791 • [www.fomcore.com](http://www.fomcore.com)

ADDITIONAL  
RESOURCES



CLICK TO VIEW »