

ARMLESS SERIES

CURVED OUTSIDE SOFA 40

Product No. F109

The shortest distance between 2 points may be a straight line, but the curved pieces in our Armless Series can be a whole lot more fun and useful for creating attractive spaces. Cultivate creativity and engage the senses with endless possibilities of combinations utilizing all our Armless pieces.



DETAILS

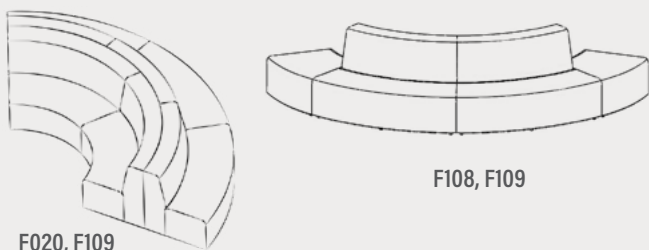
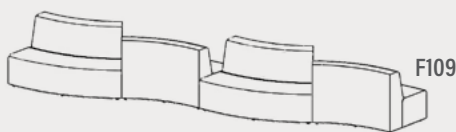
CONSTRUCTION

- Solid foam construction
- MDF baseboard to fit foot options
- Reinforced seams and stitching
- Made in USA
- Backed with a lifetime warranty

MODIFICATION

- Seat height
- Textile and placement
- Leg, caster, and foot options
- Colored stitching and zipper
- Embroidery

QUICK COMBOS



HOW TO SPECIFY F109

STEP 1: SEAT HEIGHT

| DIMENSION (L x W) | HEIGHT | SEAT HEIGHT |
|-------------------|--------|-------------|
| 67" x 31" | 33" | 16" |
| | 35" | 18" |

STEP 2: FOOT

1" STANDARD FOOT OPTIONS

- Nylon Glide (G1)
- Felt Glide (G1)
- 1" Low Profile Leg (L1)
Black

3" PREMIUM FOOT OPTIONS

- 3" Rectangle (R3)
Black
- 3" Rectangle (R3)
Silver
- 3" Caster (C3)

6" PREMIUM FOOT OPTIONS

- Large Sled Leg (S29)
Silver
- Large Sled Leg (S29)
Black
- 6" Mod Leg (M6)
- 6" Rectangle (R6)
Black
- 6" Rectangle (R6)
Silver
- 6" Triangle (T6)
Black
- 6" Triangle (T6)
Silver
- 6" Caster (C6)

*Reference the product breakdown on back for availability.

STEP 3: GRADE AND TEXTILE

GRADES & SWATCHES



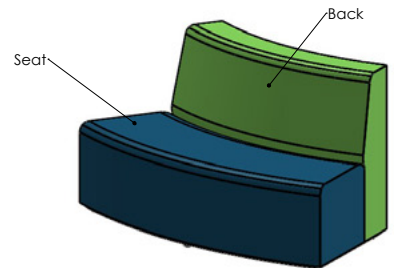
[CLICK TO VIEW »](#)

FABRIC DIRECTION & COLOR GUIDE



[CLICK TO VIEW »](#)

COLOR GUIDE



*Thread will default to match the seat textile.

STEP 4: ACCESSORIES (OPTIONAL)

EMBROIDERY

- Personalize your furniture with embroidery!
- We can embroider logos up to 12" x 15".

EMBROIDERY SPECS

[CLICK TO VIEW »](#)



CAL TB-133

- Optional flame retardant add on.

*Reference the product breakdown on back for availability.

STEP 5: CONFIGURE PART NUMBER

FILL IN YOUR PART NUMBER

| | | | | | | | | | | | | | | | |
|--------|---|---|---|---|--------|---|---|---|--------|--|--|------|--|--|--|
| F | 1 | 0 | 9 | - | x | x | x | x | - | | | | | | |
| FAMILY | | | | | STEP 1 | | | | STEP 2 | | | | | | |
| L | | | | W | | | | H | | | | FOOT | | | |

EXAMPLE PART NUMBER

| | | | | | | | | | | | | | | | | | | | | |
|--------|---|---|---|---|---|---|---|---|---|---|---|---|---|---|---|--|------|--|--|--|
| F | 1 | 0 | 9 | - | 6 | 7 | x | 3 | 1 | x | 3 | 5 | - | R | 6 | | | | | |
| FAMILY | | | | | L | | | | W | | | | H | | | | FOOT | | | |

STEP 6: CONFIGURE DESCRIPTION

FILL IN YOUR DESCRIPTION

1. SEAT

| | | | | | |
|----------|-------|--------------|---------|-------|--|
| 1. Seat | | | | | |
| LOCATION | GRADE | MANUFACTURER | PATTERN | COLOR | |

2. SIDE

| | | | | | |
|----------|-------|--------------|---------|-------|--|
| 2. Side | | | | | |
| LOCATION | GRADE | MANUFACTURER | PATTERN | COLOR | |

FOOT

| |
|------------|
| NAME/COLOR |
|------------|

EMBROIDERY*

| | |
|----------|------|
| LOCATION | NAME |
|----------|------|

STEP 4* (OPTIONAL)

STEP 3

EXAMPLE DESCRIPTION

1. SEAT

| | | | | |
|----------|-------|--------------|-----------|-------|
| 1. Seat | 1 | Spradling | Silvertex | Sage |
| LOCATION | GRADE | MANUFACTURER | PATTERN | COLOR |

2. SIDE

| | | | | |
|----------|-------|--------------|---------|--------|
| 2. Side | 3 | Momentum | Tribeca | Fossil |
| LOCATION | GRADE | MANUFACTURER | PATTERN | COLOR |

FOOT

| |
|--------------------------|
| 6" Rectangle Leg - Black |
| NAME/COLOR |

EMBROIDERY*

| | |
|----------|-------------|
| Seat | Rocket Logo |
| LOCATION | NAME |

*Optional add-ons. Reference product breakdown for availability.

INCLUDE ON PURCHASE ORDER

EXAMPLE CONFIGURATION

F109-67x31x35-R6

1. Seat: Grade 1, Spradling, Silvertex, Sage | 2. Side: Grade 3, Momentum, Tribeca, Fossil

Foot: 6" Rectangle Leg Black | Embroidery: Seat, Rocket logo

PRODUCT BREAKDOWN

CURVED OUTSIDE SOFA 40 (F109)

40" Radius

| Product No. | Dimen./Weight (L x W x H) | Zip Z | FOOT OPTIONS | | | | | | | | | | | INTEGRATED POWER OPTION | | | | | | | | TFL | Emb. | |
|---------------|---|----------|--------------|----|------------|----|------------|-----|----|----|----------|----|------------|-------------------------|------------|----|-----|-----|----|----|----|-----|------|----|
| | | | Standard | | 3" Premium | | 6" Premium | | | | Standard | | 3" Premium | | 6" Premium | | | | | | | | | |
| | | | G1 | L1 | R3 | C3 | S16 | S29 | C6 | T6 | R6 | M6 | G1 | L1 | R3 | C3 | S16 | S29 | C6 | T6 | R6 | | | M6 |
| F109-67x31x33 | 67" x 31" x 33" 58 lbs. (16" Seat Height) | - | ✓ | ✓ | ✓ | ✓ | - | ✓ | ✓ | ✓ | ✓ | ✓ | - | - | - | - | - | - | - | - | - | - | - | ✓ |
| F109-67x31x35 | 67" x 31" x 35" 62 lbs. (18" Seat Height) | - | ✓ | ✓ | ✓ | ✓ | - | ✓ | ✓ | ✓ | ✓ | ✓ | - | - | - | - | - | - | - | - | - | - | - | ✓ |

Fōmcore
SERVE. CREATE. INSPIRE.

1770 E. Keating Ave - Muskegon, MI 49442 • Tel: 231.366.4791 • www.fomcore.com

ADDITIONAL
RESOURCES



CLICK TO VIEW »