

ARMLESS SERIES

ARMLESS CURVED CORNER

Product No. F061

The Armless Curved Corner is the perfect way to turn a 90 degree corner with our Armless Series. The Armless Corner shares the same seat height, depth and overall height as the Armless, Chair, Loveseat and Sofa.



DETAILS

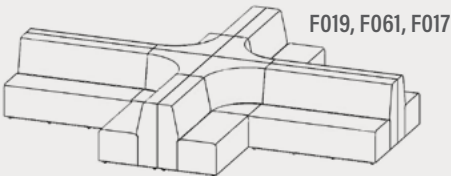
CONSTRUCTION

- Solid foam construction
- MDF baseboard to fit foot options
- Reinforced seams and stitching
- Made in USA
- Backed with a lifetime warranty

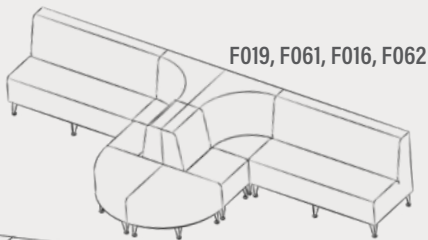
MODIFICATION

- Seat height
- Textile and placement
- Leg, caster, and foot options
- Colored stitching and zipper
- Embroidery

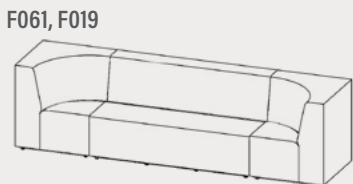
QUICK COMBOS



F019, F061, F017



F019, F061, F016, F062



F061, F019

HOW TO SPECIFY F061

STEP 1: SEAT HEIGHT

DIMENSION (L x W)	HEIGHT	SEAT HEIGHT
 31" x 31"	33"	16"
	35"	18"

STEP 2: FOOT

1" STANDARD FOOT OPTIONS

- Nylon Glide (G1)
- Felt Glide (G1)
- 1" Low Profile Leg (L1)
Black

3" PREMIUM FOOT OPTIONS

- 3" Rectangle (R3)
Black
- 3" Rectangle (R3)
Silver
- 3" Caster (C3)

6" PREMIUM FOOT OPTIONS

- Large Sled Leg (S29)
Silver
- Large Sled Leg (S29)
Black
- 6" Mod Leg (M6)
- 6" Rectangle (R6)
Black
- 6" Rectangle (R6)
Silver
- 6" Triangle (T6)
Black
- 6" Triangle (T6)
Silver
- 6" Caster (C6)

**Reference the product breakdown on back for availability.*

STEP 3: GRADE AND TEXTILE

GRADES & SWATCHES



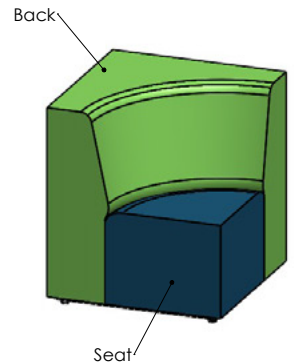
[CLICK TO VIEW »](#)

FABRIC DIRECTION & COLOR GUIDE



[CLICK TO VIEW »](#)

COLOR GUIDE



**Thread will default to match the seat textile.*

STEP 4: ACCESSORIES (OPTIONAL)

EMBROIDERY

- Personalize your furniture with embroidery!
- We can embroider logos up to 12" x 15"

EMBROIDERY SPECS

[CLICK TO VIEW »](#)



CAL TB-133

- Optional flame retardant add on.

**Reference the product breakdown on back for availability.*

STEP 5: CONFIGURE PART NUMBER

FILL IN YOUR PART NUMBER

F	0	6	1	-	x	x	x	x	-						
FAMILY					STEP 1				STEP 2						
L				W				H				FOOT			

EXAMPLE PART NUMBER

F	0	6	1	-	3	1	x	3	1	x	3	5	-	R	6					
FAMILY					L				W				H				FOOT			

STEP 6: CONFIGURE DESCRIPTION

FILL IN YOUR DESCRIPTION

1. SEAT

1. Seat					
LOCATION	GRADE	MANUFACTURER	PATTERN	COLOR	

2. SIDE

2. Side					
LOCATION	GRADE	MANUFACTURER	PATTERN	COLOR	

FOOT

NAME/COLOR

EMBROIDERY*

LOCATION	NAME
----------	------

STEP 4* (OPTIONAL)

STEP 3

EXAMPLE DESCRIPTION

1. SEAT

1. Seat	1	Spradling	Silvertex	Sage
LOCATION	GRADE	MANUFACTURER	PATTERN	COLOR

2. SIDE

2. Side	3	Momentum	Tribeca	Fossil
LOCATION	GRADE	MANUFACTURER	PATTERN	COLOR

FOOT

6" Rectangle Leg - Black
NAME/COLOR

EMBROIDERY*

Seat	Rocket Logo
LOCATION	NAME

*Optional add-ons. Reference product breakdown for availability.

INCLUDE ON PURCHASE ORDER

EXAMPLE CONFIGURATION

F061-31x31x35-R6

1. Seat: Grade 1, Spradling, Silvertex, Sage | 2. Side: Grade 3, Momentum, Tribeca, Fossil

Foot: 6" Rectangle Leg Black | Embroidery: Seat, Rocket logo

PRODUCT BREAKDOWN

ARMLESS CURVED CORNER (F061)

Product No.	Dimen./Weight (L x W x H)	Zip Z	FOOT OPTIONS											INTEGRATED POWER OPTION											TFL	Emb.
			Standard			3" Premium		6" Premium						Standard		3" Premium		6" Premium								
			G1	L1		R3	C3	S16	S29	C6	T6	R6	M6	G1	L1	R3	C3	S16	S29	C6	T6	R6	M6			
F061-31x31x33	31" x 31" x 33" 37 lbs. (16" Seat Height)	-	✓	✓		✓	✓	-	✓	✓	✓	✓	✓	-	-	-	-	-	-	-	-	-	-	-	✓	
F061-31x31x35	31" x 31" x 35" 39 lbs. (18" Seat Height)	-	✓	✓		✓	✓	-	✓	✓	✓	✓	✓	-	-	-	-	-	-	-	-	-	-	-	✓	

Fōmcore
SERVE. CREATE. INSPIRE.

1770 E. Keating Ave - Muskegon, MI 49442 • Tel: 231.366.4791 • www.fomcore.com

ADDITIONAL
RESOURCES



CLICK TO VIEW »