

SOCIAL SERIES

RIGHT SOCIAL CHAIR

Product No. F052

Create the space you are looking for using the Social Series. Can be used on it's own or connect it with multiple pieces from the series to fit your exact environment needs.



DETAILS


CONSTRUCTION

- Solid foam construction
- MDF baseboard to fit foot options
- Reinforced seams and stitching
- Made in USA
- Backed with a lifetime warranty

MODIFICATION

- Textile and placement
- Leg, caster, and foot options
- Colored stitching
- Power
- Embroidery


QUICK COMBOS



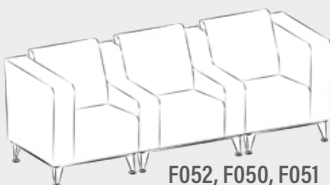
F052, F053, F051



F052



F052, F051



F052, F050, F051

HOW TO SPECIFY F052

STEP 1: SEAT HEIGHT

DIMENSION (L x W x H)	SEAT HEIGHT
 28.25" x 36" x 32"	18"

STEP 2: FOOT

6" PREMIUM FOOT OPTIONS

- | | | |
|--|--------------------------------|--|
| | Large Sled Leg (S29)
Silver | |
| | Large Sled Leg (S29)
Black | |
| | | |
| | | |

*Reference the product breakdown on back for availability.

STEP 3: GRADE AND TEXTILE

GRADES & SWATCHES



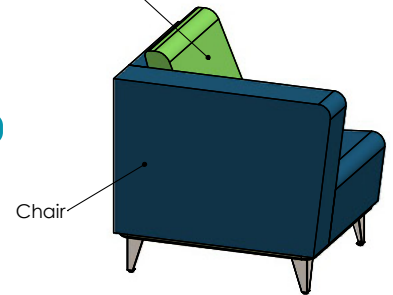
[CLICK TO VIEW »](#)

FABRIC DIRECTION & COLOR GUIDE



[CLICK TO VIEW »](#)

Pillow COLOR GUIDE



*Thread will default to match the seat textile.

STEP 4: ACCESSORIES (OPTIONAL)

INTEGRATED POWER OPTIONS* (PI, PI+)

- | | | |
|--------------------------------|---------------------------------|---------------------|
| <input type="checkbox"/> White | <input type="checkbox"/> Silver | PI = 1 Power Unit |
| | | PI+ = 2 Power Units |

EMBROIDERY

- Personalize your furniture with embroidery!
- We can embroider logos up to 12" x 15".

EMBROIDERY SPECS

[CLICK TO VIEW »](#)



CAL TB-133

- Optional flame retardant add on.

*Reference the product breakdown on back for availability.

STEP 5: CONFIGURE PART NUMBER

FILL IN YOUR PART NUMBER

F	0	5	2	-	2	8	.	2	5	x	3	6	x	3	2	-					-				
FAMILY					STEP 1								STEP 2				STEP 4* (OPTIONAL)								
L					W				H				FOOT				POWER								

EXAMPLE PART NUMBER

F	0	5	2	-	2	8	.	2	5	x	3	6	x	3	2	-	R	6	-	P	I
FAMILY					STEP 1								STEP 2				STEP 4* (OPTIONAL)				
L					W				H				FOOT				POWER				

STEP 6: CONFIGURE DESCRIPTION

FILL IN YOUR DESCRIPTION

1. CHAIR

1. Chair					
LOCATION	GRADE	MANUFACTURER	PATTERN	COLOR	

2. PILLOW

2. Pillow					
LOCATION	GRADE	MANUFACTURER	PATTERN	COLOR	

FOOT

NAME/COLOR

POWER*

COLOR	QUANTITY
-------	----------

EMBROIDERY*

LOCATION	NAME
----------	------

FLAME RETARDANT*

--

STEP 3

EXAMPLE DESCRIPTION

1. CHAIR

1. Chair	1	Spradling	Silvertex	Sage
LOCATION	GRADE	MANUFACTURER	PATTERN	COLOR

2. PILLOW

2. Pillow	3	Momentum	Tribeca	Fossil
LOCATION	GRADE	MANUFACTURER	PATTERN	COLOR

FOOT

6" Rectangle Leg - Black	White	1
NAME/COLOR	COLOR	QUANTITY

EMBROIDERY*

Seat	Rocket Logo
LOCATION	NAME

FLAME RETARDANT*

CAL TB-133

*Optional add-ons. Reference product breakdown for availability.

INCLUDE ON PURCHASE ORDER

EXAMPLE CONFIGURATION

F052-28.25x36x32-R6-PI

1. Chair: Grade 1, Spradling, Silvertex, Sage | 2. Pillow: Grade 3, Momentum, Tribeca, Fossil

Foot: 6" Rectangle Leg Black | Power: White, Quantity: 1 | Embroidery: Seat, Rocket logo | CAL TB-133

PRODUCT BREAKDOWN

RIGHT SOCIAL CHAIR (F052)

Product No.	Dimen./Weight (L x W x H)	FOOT OPTIONS												INTEGRATED POWER OPTION								TFL	Emb.	
		Zip	Standard		3" Premium		6" Premium				Standard		3" Premium		6" Premium									
		Z	G1	L1	R3	C3	S16	S29	C6	T6	R6	M6	G1	L1	R3	C3	S16	S29	C6	T6	R6			M6
F052-28.25x36x32	28.25" x 36" x 32" 35 lbs. (18" Seat Height)	-	-	-	-	-	-	✓	✓	✓	✓	✓	-	-	-	-	-	✓	✓	✓	✓	✓	-	✓

Fōmcore
SERVE. CREATE. INSPIRE.

1770 E. Keating Ave - Muskegon, MI 49442 • Tel: 231.366.4791 • www.fomcore.com

ADDITIONAL
RESOURCES



CLICK TO VIEW »