

SOCIAL SERIES

LEFT SOCIAL CHAIR

Product No. F051

Create the space you are looking for using the Social Series. Can be used on it's own or connect it with multiple pieces from the series to fit your exact environment needs.



DETAILS


CONSTRUCTION

- Solid foam construction
- Reinforced seams and stitching
- MDF baseboard to fit foot options
- Made in USA
- Backed with a lifetime warranty

MODIFICATION

- Textile and placement
- Leg, caster, and foot options
- Colored stitching
- Power
- Embroidery


QUICK COMBOS



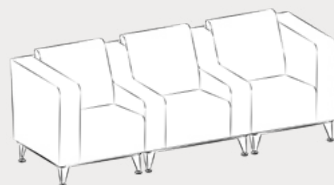
F052, F053, F051



F051




F052, F051



F052, F050, F051

HOW TO SPECIFY F051

STEP 1: SEAT HEIGHT

DIMENSION (L x W x H)	SEAT HEIGHT
 28.25" x 36" x 32"	18"

STEP 2: FOOT AND FULLY ZIPPERED

6" PREMIUM FOOT OPTIONS



Large Sled Leg (S29)
Silver



Large Sled Leg (S29)
Black



6" Mod Leg (M6)



6" Caster (C6)



6" Rectangle (R6)
Black



6" Rectangle (R6)
Silver



6" Triangle (T6)
Black



6" Triangle (T6)
Silver

*Reference the product breakdown on back for availability.

STEP 3: GRADE AND TEXTILE

GRADES & SWATCHES

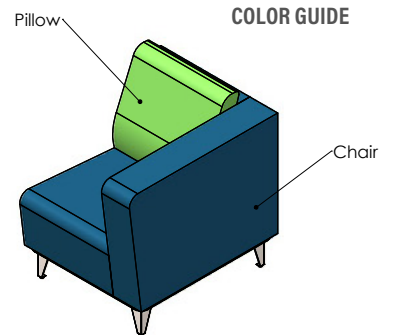


[CLICK TO VIEW »](#)

FABRIC DIRECTION & COLOR GUIDE



[CLICK TO VIEW »](#)



*Thread will default to match the seat textile.

STEP 4: ACCESSORIES (OPTIONAL)

INTEGRATED POWER OPTIONS* (PI, PI+)



White



Silver

PI = 1 Power Unit
PI+ = 2 Power Units

EMBROIDERY

- Personalize your furniture with embroidery!
- We can embroider logos up to 12" x 15".

EMBROIDERY SPECS

[CLICK TO VIEW »](#)



CAL TB-133

- Optional flame retardant add on.

*Reference the product breakdown on back for availability.

STEP 5: CONFIGURE PART NUMBER

FILL IN YOUR PART NUMBER

F	0	5	1	-	2	8	.	2	5	x	3	6	x	3	2	-					-				
FAMILY					L				W				H				FOOT				POWER				
STEP 1																STEP 2				STEP 4* (OPTIONAL)					

EXAMPLE PART NUMBER

F	0	5	1	-	2	8	.	2	5	x	3	6	x	3	2	-	R	6	-	P	1
FAMILY					L				W				H				FOOT		POWER		

STEP 6: CONFIGURE DESCRIPTION

FILL IN YOUR DESCRIPTION

1. CHAIR

1. Chair				
LOCATION	GRADE	MANUFACTURER	PATTERN	COLOR

2. PILLOW

2. Pillow				
LOCATION	GRADE	MANUFACTURER	PATTERN	COLOR

FOOT

NAME/COLOR

POWER*

COLOR	QUANTITY
-------	----------

EMBROIDERY*

LOCATION	NAME
----------	------

FLAME RETARDANT*

--

STEP 3

EXAMPLE DESCRIPTION

1. CHAIR

1. Chair	1	Spradling	Silvertex	Sage
LOCATION	GRADE	MANUFACTURER	PATTERN	COLOR

2. PILLOW

2. Pillow	3	Momentum	Tribeca	Fossil
LOCATION	GRADE	MANUFACTURER	PATTERN	COLOR

FOOT

6" Rectangle Leg - Black	White	1
NAME/COLOR	COLOR	QUANTITY

EMBROIDERY*

Seat	Rocket Logo
LOCATION	NAME

FLAME RETARDANT*

CAL TB-133

*Optional add-ons. Reference product breakdown for availability.

INCLUDE ON PURCHASE ORDER

EXAMPLE CONFIGURATION

F051-28.25x36x32-R6-PI

1. Chair: Grade 1, Spradling, Silvertex, Sage | 2. Pillow: Grade 3, Momentum, Tribeca, Fossil

Foot: 6" Rectangle Leg Black | Power: White, Quantity: 1 | Embroidery: Seat, Rocket logo | CAL TB-133

PRODUCT BREAKDOWN

LEFT SOCIAL CHAIR (F051)

Product No.	Dimen./Weight (L x W x H)	FOOT OPTIONS												INTEGRATED POWER OPTION								TFL	Emb.
		Zip Z	Standard		3" Premium		6" Premium				Standard		3" Premium		6" Premium								
			G1	L1	R3	C3	S16	S29	C6	T6	R6	M6	G1	L1	R3	C3	S16	S29	C6	T6	R6		
F051-28.25x36x32	28.25" x 36" x 32" 35 lbs. (18" Seat Height)	-	-	-	-	-	✓	✓	✓	✓	✓	-	-	-	-	-	✓	✓	✓	✓	✓	-	✓

Fōmcore
SERVE. CREATE. INSPIRE.

1770 E. Keating Ave - Muskegon, MI 49442 • Tel: 231.366.4791 • www.fomcore.com

ADDITIONAL
RESOURCES



CLICK TO VIEW »