

# CREATE YOUR COMBO TRAIN STATION COMBO

Product Numbers FK020, FK021



## DETAILS

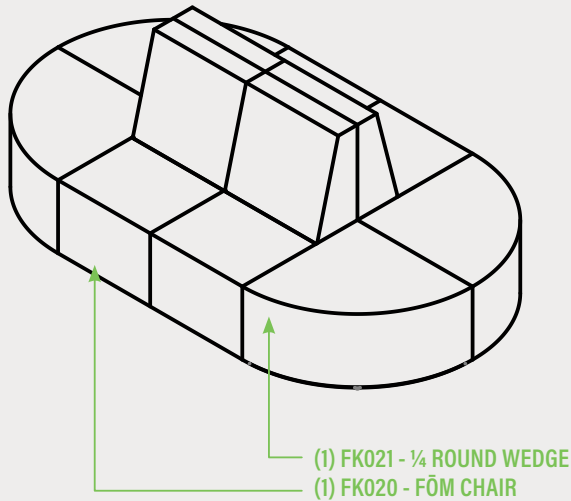
### CONSTRUCTION

- Solid foam construction
- Wood base to fit foot options
- Reinforced seams and stitching
- Made in USA
- Backed with a lifetime warranty

### MODIFICATION

- Seat height
- Textile and placement
- Foot and finish options
- Stitching color
- Embroidery
- Fully zippered (no wood base)

## COMBO BREAKDOWN



## HOW TO SPECIFY A TRAIN STATION

### STEP 1: SEAT HEIGHT

FOM CHAIR		1/4 ROUND WEDGE	
DIMENSION (L x W x H)	SEAT HEIGHT	DIMENSION (L x W x H)	SEAT HEIGHT
16" x 18" x 23.25"	10"	18" x 18" x 10"	10"
21" x 26.5" x 35"	16"	26.5" x 26.5" x 16"	16"
24" x 30" x 39.5"	18"	30" x 30" x 18"	18"

### STEP 2: FOOT AND FULLY ZIPPERED

#### FULLY ZIPPERED



Fully Zippered (Z)

*\*Reference the product breakdown on back for availability.*

#### 1" STANDARD FOOT OPTIONS



Nylon Glide (G1)



Felt Glide (G1)



1" Low Profile Leg (L1)  
Black

### STEP 3: GRADE AND TEXTILE

#### GRADES & SWATCHES



[CLICK TO VIEW »](#)

#### FABRIC DIRECTION & COLOR GUIDES

##### FOM CHAIR



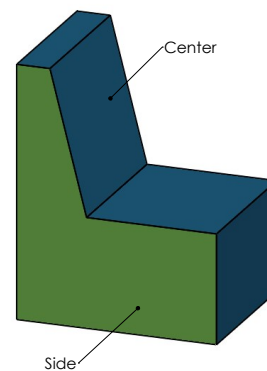
[CLICK TO VIEW »](#)

##### 1/4 ROUND WEDGE

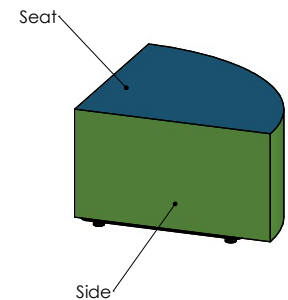


[CLICK TO VIEW »](#)

*\*Thread will default to match the seat textile.*



#### COLOR GUIDES



### STEP 4: MODIFICATIONS (OPTIONAL)

#### EMBROIDERY

- Personalize your furniture with embroidery!
- We can embroider up to 12" x 15" artwork

#### EMBROIDERY SPECS

[CLICK TO VIEW »](#)



#### FLAME RETARDANT

- CAL TB-133
- Optional flame retardant add on.

*\*Reference the product breakdown on back for availability.*

## STEP 5: CONFIGURE PART NUMBER

### FILL IN YOUR PART NUMBER

							-			x					x					-				
FAMILY				STEP 1												FOOT/ZIP								

### EXAMPLE PART NUMBER

F	K	0	2	0	-	1	6	x	1	8	x	2	3	.2	5	-	G	1	
FAMILY																FOOT/ZIP			

## STEP 6: CONFIGURE DESCRIPTION

### FILL IN YOUR DESCRIPTION

#### 1. SEAT

1. Seat					
LOCATION	GRADE	MANUFACTURER	PATTERN	COLOR	

#### 2. SIDE

2. Side					
LOCATION	GRADE	MANUFACTURER	PATTERN	COLOR	

#### FOOT

NAME/COLOR

#### EMBROIDERY\*

LOCATION	NAME

#### FLAME RETARDANT\*

--

STEP 3

### EXAMPLE DESCRIPTION

#### 1. SEAT

1. Seat	1	Spradling	Silvertex	Sage
LOCATION	GRADE	MANUFACTURER	PATTERN	COLOR

#### 2. SIDE

2. Side	3	Momentum	Tribeca	Fossil
LOCATION	GRADE	MANUFACTURER	PATTERN	COLOR

#### FOOT

1" Nylon Glide	Seat	Rocket Logo
NAME/COLOR	LOCATION	NAME

#### FLAME RETARDANT\*

CAL TB-133

\*Optional add-ons. Reference product breakdown for availability.

INCLUDE ON PURCHASE ORDER

REPEAT STEP 5 & 6 FOR EACH PRODUCT NUMBER.

## EXAMPLE CONFIGURATION

FK020-16x18x23.25-G1

1. Seat: Grade 1, Spradling, Silvertex, Sage | 2. Side: Grade 3, Momentum, Tribeca, Fossil

Foot: 1" Nylon Glide | Embroidery: Seat, Rocket logo | CAL TB-133

## PRODUCT BREAKDOWN

### TRAIN STATION COMBO

Description/ Product No.	Dimen./Weight (L x W x H)	FOOT OPTIONS												INTEGRATED POWER OPTION												HPL	Emb.
		Zip Z	Standard G1	L1	3" Premium R3 C3		6" Premium S16 S29 C6 T6 R6 M6				Standard G1 L1		3" Premium R3 C3		6" Premium S16 S29 C6 T6 R6 M6												
Fôm Chair FK020-16x18x23.25 8 lbs. (10" Seat Height)	16" x 18" x 23.25"	✓	✓	✓	-	-	-	-	-	-	-	-	-	-	-	-	-	-	-	-	-	-	-	-	-	-	✓
Fôm Chair FK020-21x26.5x35 18 lbs. (16" Seat Height)	21" x 26.5" x 35"	✓	✓	✓	-	-	-	-	-	-	-	-	-	-	-	-	-	-	-	-	-	-	-	-	-	-	✓
Fôm Chair FK020-24x30x39.5 26 lbs. (18" Seat Height)	24" x 30" x 39.5"	✓	✓	✓	-	-	-	-	-	-	-	-	-	-	-	-	-	-	-	-	-	-	-	-	-	✓	
¼ Round Wedge FK021-18x18x10 6 lbs.	18" x 18" x 10"	✓	✓	✓	-	-	-	-	-	-	-	-	-	-	-	-	-	-	-	-	-	-	-	-	-	✓	
¼ Round Wedge FK021-26.5x26.5x16 16 lbs.	26.5" x 26.5" x 16"	✓	✓	✓	-	-	-	-	-	-	-	-	-	-	-	-	-	-	-	-	-	-	-	-	-	✓	
¼ Round Wedge FK021-30x30x18 22 lbs.	30" x 30" x 18"	✓	✓	✓	-	-	-	-	-	-	-	-	-	-	-	-	-	-	-	-	-	-	-	-	-	✓	



1770 E. Keating Ave - Muskegon, MI 49442 • Tel: 231.366.4791 • [www.fomcore.com](http://www.fomcore.com)

ADDITIONAL  
RESOURCES



CLICK TO VIEW »