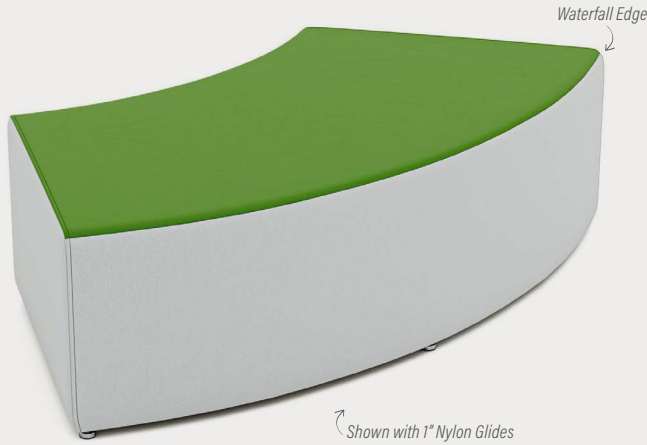


ARMLESS SERIES

# CURVED BENCH 60

Product No. F106

Its elegant curves and contemporary style make the Bench 60 both a conversation starter and comfortable seating option. The Bench 60 is an easy way to get rid of your interior design boredom. Use alone or as part of your modern seating arrangement it won't disappoint.



## DETAILS

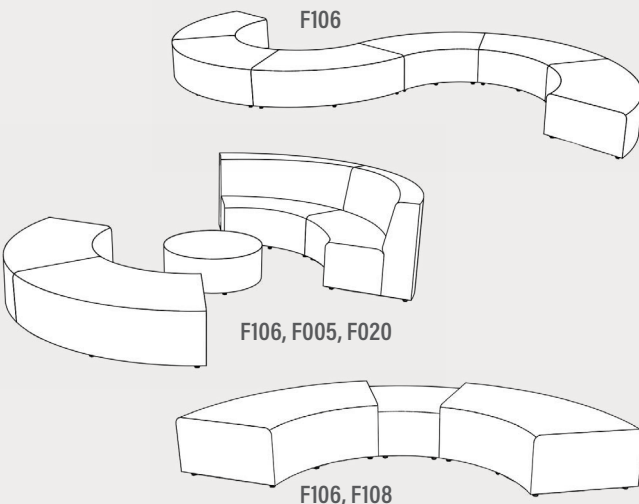
### CONSTRUCTION

- Solid foam construction
- Reinforced seams and stitching
- Wood base to fit foot options
- Waterfall edge
- Made in USA
- Backed with a lifetime warranty

### MODIFICATION

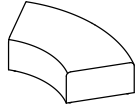
- Seat height
- Textile and placement
- Foot and finish options
- Stitching color
- Embroidery

## QUICK COMBOS



# HOW TO SPECIFY F106

## STEP 1: SEAT HEIGHT

	DIMENSION (L x W x H)	SEAT HEIGHT
	40" x 20" x 12"	12"
50" x 23.5" x 14"	14"	
67" x 31" x 16"	16"	
67" x 31" x 18"	18"	

## STEP 2: FOOT



### 1" STANDARD FOOT OPTIONS

-  Nylon Glide (G1)
-  Felt Glide (G1)
- 1" Low Profile Leg (L1)  
Black

### 3" PREMIUM FOOT OPTIONS

- 3" Rectangle (R3)  
Black
- 3" Rectangle (R3)  
Silver
- 3" Caster (C3)

### 6" PREMIUM FOOT OPTIONS

-  Large Sled Leg (S29)  
Silver
-  Large Sled Leg (S29)  
Black
- 6" Mod Leg (M6)
- 6" Rectangle (R6)  
Black
- 6" Rectangle (R6)  
Silver
- 6" Triangle (T6)  
Black
- 6" Triangle (T6)  
Silver
- 6" Caster (C6)

\*Reference the product breakdown on back for availability.

## STEP 3: GRADE AND TEXTILE

### GRADES & SWATCHES



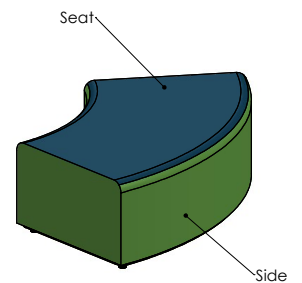
[CLICK TO VIEW »](#)

### FABRIC DIRECTION & COLOR GUIDE



[CLICK TO VIEW »](#)

### COLOR GUIDE



\*Thread will default to match the seat textile.

## STEP 4: MODIFICATIONS (OPTIONAL)

### EMBROIDERY

- Personalize your furniture with embroidery!
- We can embroider up to 12" x 15" artwork

### EMBROIDERY SPECS

[CLICK TO VIEW »](#)



### FLAME RETARDANT

- CAL TB-133
- Optional flame retardant add on.

\*Reference the product breakdown on back for availability.

## STEP 5: CONFIGURE PART NUMBER

### FILL IN YOUR PART NUMBER

F	1	0	6	-	x	x	x	x	-			
FAMILY					STEP 1				STEP 2			
					L	W	H		FOOT			

### EXAMPLE PART NUMBER

F	1	0	6	-	5	0	x	2	3	5	x	1	4	-	R	3
FAMILY					L	W	H		FOOT							

## STEP 6: CONFIGURE DESCRIPTION

### FILL IN YOUR DESCRIPTION

#### 1. SEAT

1. Seat				
LOCATION	GRADE	MANUFACTURER	PATTERN	COLOR

#### 2. SIDE

2. Side				
LOCATION	GRADE	MANUFACTURER	PATTERN	COLOR

#### FOOT

NAME/COLOR
------------

#### EMBROIDERY\*

LOCATION	NAME
----------	------

#### FLAME RETARDANT\*

--

STEP 3

### EXAMPLE DESCRIPTION

#### 1. SEAT

1. Seat	1	Spradling	Silvertex	Sage
LOCATION	GRADE	MANUFACTURER	PATTERN	COLOR

#### 2. SIDE

2. Side	3	Momentum	Tribeca	Fossil
LOCATION	GRADE	MANUFACTURER	PATTERN	COLOR

#### FOOT

3" Rectangle Leg - Black
--------------------------

#### NAME/COLOR

Seat	Rocket Logo
LOCATION	NAME

#### FLAME RETARDANT\*

CAL TB-133
------------

\*Optional add-ons. Reference product breakdown for availability.

INCLUDE ON PURCHASE ORDER

## EXAMPLE CONFIGURATION

F106-50x23.5x14-R3

1. Seat: Grade 1, Spradling, Silvertex, Sage | 2. Side: Grade 3, Momentum, Tribeca, Fossil

Foot: 3" Rectangle Leg Black | Embroidery: Seat, Rocket logo | CAL TB-133

## PRODUCT BREAKDOWN

### CURVED BENCH 60 (F106)

60° Angle

Product No.	Dimen./Weight (L x W x H)	FOOT AND FINISH OPTIONS												INTEGRATED POWER OPTIONS								HPL	Emb.		
		Zip Z	Standard		3" Premium		6" Premium						Standard		3" Premium		6" Premium								
			G1	L1	R3	C3	S16	S29	C6	T6	R6	M6	G1	L1	R3	C3	S16	S29	C6	T6	R6			M6	
F106-40x20x12	40" x 20" x 12" 14 lbs.	-	✓	✓	✓	✓	-	-	-	-	-	-	-	-	-	-	-	-	-	-	-	-	-	-	✓
F106-50x23.5x14	50" x 23.5" x 14" 22.5 lbs.	-	✓	✓	✓	✓	-	-	-	-	-	-	-	-	-	-	-	-	-	-	-	-	-	-	✓
F106-67x31x16	67" x 31" x 16" 47 lbs.	-	✓	✓	✓	✓	-	✓	✓	✓	✓	✓	-	-	-	-	-	-	-	-	-	-	-	-	✓
F106-67x31x18	67" x 31" x 18" 50 lbs.	-	✓	✓	✓	✓	-	✓	✓	✓	✓	✓	-	-	-	-	-	-	-	-	-	-	-	-	✓



1770 E. Keating Ave - Muskegon, MI 49442 • Tel: 231.366.4791 • [www.fomcore.com](http://www.fomcore.com)

ADDITIONAL RESOURCES



CLICK TO VIEW »