


ARMLESS SERIES

LINEAR CORNER

Product No. F024

The Armless Corner is the perfect way to turn a 90 degree corner with our Armless Series. The Armless Corner shares the same seat height, depth and overall height as the Armless, Chair, Loveseat and Sofa. An alternative approach to turning a corner for the budget conscious, would be our Armless Corner Ottoman, that looks just like this piece without the back. Either way, the result is a corner turned in style with a comfortable solid foam piece of furniture.



DETAILS

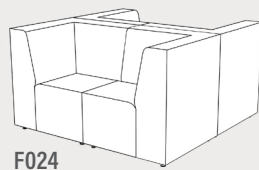
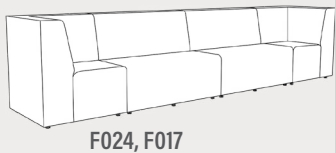
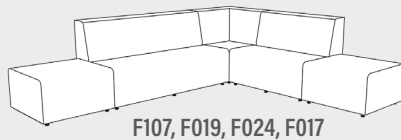
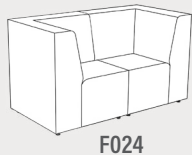
CONSTRUCTION

- Solid foam construction
- Reinforced seams and stitching
- Made in USA
- Backed with a lifetime warranty
- Wood base to fit foot options

MODIFICATION

- Seat height
- Textile and placement
- Foot and finish options
- Stitching color
- Embroidery

QUICK COMBOS



HOW TO SPECIFY F024

STEP 1: SEAT HEIGHT

	DIMENSION (L x W x H)	SEAT HEIGHT
	20" x 20" x 23"	12"
23.5" x 23.5" x 27"	14"	
31" x 31" x 33"	16"	
31" x 31" x 35"	18"	

STEP 2: FOOT

1" STANDARD FOOT OPTIONS

- Nylon Glide (G1)
- Felt Glide (G1)
- 1" Low Profile Leg (L1)
Black

3" PREMIUM FOOT OPTIONS

- 3" Rectangle (R3)
Black
- 3" Rectangle (R3)
Silver
- 3" Caster (C3)

6" PREMIUM FOOT OPTIONS

- Large Sled Leg (S29)
Silver
- Large Sled Leg (S29)
Black
- 6" Mod Leg (M6)
- 6" Rectangle (R6)
Black
- 6" Rectangle (R6)
Silver
- 6" Triangle (T6)
Black
- 6" Triangle (T6)
Silver
- 6" Caster (C6)

**Reference the product breakdown on back for availability.*

STEP 3: GRADE AND TEXTILE

GRADES & SWATCHES



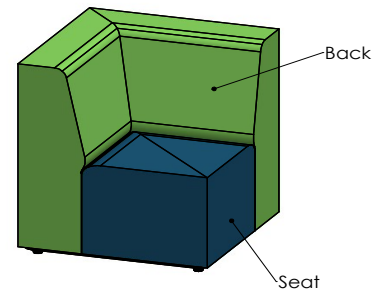
[CLICK TO VIEW >](#)

FABRIC DIRECTION & COLOR GUIDE



[CLICK TO VIEW >](#)

COLOR GUIDE



**Thread will default to match the seat textile.*

STEP 4: MODIFICATIONS (OPTIONAL)

EMBROIDERY

- Personalize your furniture with embroidery!
- We can embroider up to 12" x 15" artwork

EMBROIDERY SPECS

[CLICK TO VIEW >](#)



FLAME RETARDANT

- CAL TB-133
- Optional flame retardant add on.

**Reference the product breakdown on back for availability.*

STEP 5: CONFIGURE PART NUMBER

FILL IN YOUR PART NUMBER

F	0	2	4	-											-					
FAMILY					STEP 1								FOOT							
					L				W				H							

EXAMPLE PART NUMBER

F	0	2	4	-	2	3	5	x	2	3	5	x	2	7	-	R	3			
FAMILY					L				W				H				FOOT			

STEP 6: CONFIGURE DESCRIPTION

FILL IN YOUR DESCRIPTION

1. SEAT

1. Seat					
LOCATION	GRADE	MANUFACTURER	PATTERN	COLOR	

2. BACK

2. Back					
LOCATION	GRADE	MANUFACTURER	PATTERN	COLOR	

FOOT

NAME/COLOR

EMBROIDERY*

LOCATION	NAME
----------	------

FLAME RETARDANT*

--

STEP 3

EXAMPLE DESCRIPTION

1. SEAT

1. Seat	1	Spradling	Silvertex	Sage
LOCATION	GRADE	MANUFACTURER	PATTERN	COLOR

2. BACK

2. Back	3	Momentum	Tribeca	Fossil
LOCATION	GRADE	MANUFACTURER	PATTERN	COLOR

FOOT

3" Rectangle Leg - Black

NAME/COLOR

EMBROIDERY*	Rocket Logo
LOCATION	NAME

FLAME RETARDANT*

CAL TB-133

*Optional add-ons. Reference product breakdown for availability.

INCLUDE ON PURCHASE ORDER

EXAMPLE CONFIGURATION

F024-23.5x23.5x27-R3

1. Seat: Grade 1, Spradling, Silvertex, Sage | 2. Back: Grade 3, Momentum, Tribeca, Fossil

Foot: 3" Rectangle Leg Black | Embroidery: Seat, Rocket logo | CAL TB-133

PRODUCT BREAKDOWN

LINEAR CORNER (F024)

Product No.	Dimen./Weight (L x W x H)	FOOT OPTIONS											INTEGRATED POWER OPTION						HPL	Emb.				
		Zip Z	Standard		3" Premium		S16	S29	6" Premium			Standard		3" Premium		6" Premium								
			G1	L1	R3	C3			C6	T6	R6	M6	G1	L1	R3	C3	S16	S29			C6	T6	R6	M6
F024-20x20x23	20" x 20" x 23" 33 lbs. (12" Seat Height)	-	✓	✓	✓	✓	-	-	-	-	-	-	-	-	-	-	-	-	-	-	-	-	-	✓
F024-23.5x23.5x27	23.5" x 23.5" x 27" 34 lbs. (14" Seat Height)	-	✓	✓	✓	✓	-	-	-	✓	✓	✓	-	-	-	-	-	-	-	-	-	-	-	✓
F024-31x31x33	31" x 31" x 33" 35 lbs. (16" Seat Height)	-	✓	✓	✓	✓	-	✓	✓	✓	✓	✓	-	-	-	-	-	-	-	-	-	-	-	✓
F024-31x31x35	31" x 31" x 35" 36 lbs. (18" Seat Height)	-	✓	✓	✓	✓	-	✓	✓	✓	✓	✓	-	-	-	-	-	-	-	-	-	-	-	✓



1770 E. Keating Ave - Muskegon, MI 49442 • Tel: 231.366.4791 • www.fomcore.com

ADDITIONAL RESOURCES



CLICK TO VIEW >