


ARMLESS SERIES LINEAR SOFA

Product No. F019

This versatile armless sofa can be placed just about anywhere. Make it the centerpiece of your media center or a comfortable spot in your lounge. Place it where teachers or students can study or where impromptu meetings happen.



DETAILS

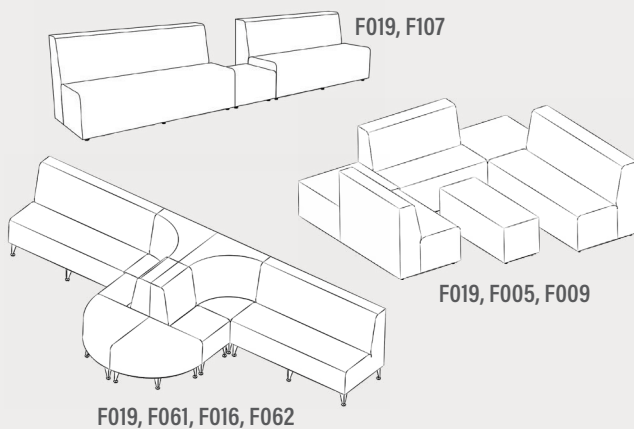
CONSTRUCTION

- Solid foam construction
- Reinforced seams and stitching
- Made in USA
- Backed with a lifetime warranty
- Wood base to fit foot options
- Waterfall edge

MODIFICATION

- Seat height
- Textile and placement
- Foot and finish options
- Stitching color
- Embroidery
- Power options

QUICK COMBOS



Fōmcore
SERVE. CREATE. INSPIRE.

HOW TO SPECIFY F019

STEP 1: SEAT HEIGHT

DIMENSION (L x W x H)	SEAT HEIGHT	DIMENSION (L x W x H)		SEAT HEIGHT
38" x 20" x 23"	12"	42" x 20" x 23"	12"	
45" x 23.5" x 27"	14"	51" x 23.5" x 27"	14"	
60" x 31" x 33"	16"	67" x 31" x 33"	16"	
60" x 31" x 35"	18"	67" x 31" x 35"	18"	

STEP 2: FOOT

1" STANDARD FOOT OPTIONS

- Nylon Glide (G1)
- Felt Glide (G1)
- 1" Low Profile Leg (L1)
Black

3" PREMIUM FOOT OPTIONS

- 3" Rectangle (R3)
Black
- 3" Rectangle (R3)
Silver
- 3" Caster (C3)

6" PREMIUM FOOT OPTIONS

- Large Sled Leg (S29)
Silver
- Large Sled Leg (S29)
Black
- 6" Mod Leg (M6)
- 6" Rectangle (R6)
Black
- 6" Rectangle (R6)
Silver
- 6" Triangle (T6)
Black
- 6" Triangle (T6)
Silver
- 6" Caster (C6)

*Reference the product breakdown on back for availability.

STEP 3: GRADE AND TEXTILE

GRADES & SWATCHES



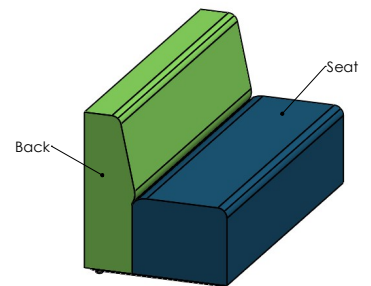
[CLICK TO VIEW »](#)

FABRIC DIRECTION & COLOR GUIDE



[CLICK TO VIEW »](#)

COLOR GUIDE



*Thread will default to match the seat textile.

STEP 4: MODIFICATIONS (OPTIONAL)

INTEGRATED POWER OPTIONS* (PI, PI+)

- White
- Silver

PI = 1 Power Unit
PI+ = 2 Power Units

EMBROIDERY

- Personalize your furniture with embroidery!
- We can embroider up to 12" x 15" artwork

EMBROIDERY SPECS

[CLICK TO VIEW »](#)



FLAME RETARDANT

- CAL TB-133
- Optional flame retardant add on.

*Reference the product breakdown on back for availability.

STEP 5: CONFIGURE PART NUMBER

FILL IN YOUR PART NUMBER

F	0	1	9	-	x	x	x	x	x	-				-			
FAMILY					STEP 1					STEP 2			STEP 4* (OPTIONAL)				
L				W					H			FOOT			POWER		

EXAMPLE PART NUMBER

F	0	1	9	-	4	5	x	2	3	.5	x	2	7	-	R	3	-	P	1		
FAMILY					L					W			H			FOOT			POWER		

STEP 6: CONFIGURE DESCRIPTION

FILL IN YOUR DESCRIPTION

1. SEAT

1. Seat					
LOCATION	GRADE	MANUFACTURER	PATTERN	COLOR	

2. BACK

2. Back					
LOCATION	GRADE	MANUFACTURER	PATTERN	COLOR	

FOOT

NAME/COLOR

POWER*

COLOR	QUANTITY
-------	----------

EMBROIDERY*

LOCATION	NAME
----------	------

FLAME RETARDANT*

--

STEP 3

EXAMPLE DESCRIPTION

1. SEAT

1. Seat	1	Spradling	Silvertex	Sage
LOCATION	GRADE	MANUFACTURER	PATTERN	COLOR

2. BACK

2. Back	3	Momentum	Tribeca	Fossil
LOCATION	GRADE	MANUFACTURER	PATTERN	COLOR

FOOT

3" Rectangle Leg - Black	White	1
NAME/COLOR	COLOR	QUANTITY

EMBROIDERY*

Seat	Rocket Logo
LOCATION	NAME

FLAME RETARDANT*

CAL TB-133

*Optional add-ons. Reference product breakdown for availability.

INCLUDE ON PURCHASE ORDER

EXAMPLE CONFIGURATION

F019-45x23.5x27-R3-PI

1. Seat: Grade 1, Spradling, Silvertex, Sage | 2. Back: Grade 3, Momentum, Tribeca, Fossil

Foot: 3" Rectangle Leg Black | Power: White, Quantity: 1 | Embroidery: Seat, Rocket logo | CAL TB-133

PRODUCT BREAKDOWN

LINEAR SOFA (F019)

Product No.	Dimen./Weight (L x W x H)	Zip Z	FOOT OPTIONS											INTEGRATED POWER OPTION								HPL	Emb.	
			Standard			3" Premium		6" Premium						Standard		3" Premium		6" Premium						
			G1	L1	R3	C3	S16	S29	C6	T6	R6	M6	G1	L1	R3	C3	S16	S29	C6	T6	R6			M6
F019-38x20x23	38" x 20" x 23" 20 lbs. (12" Seat Height)	-	✓	✓	✓	✓	-	-	-	-	-	-	-	-	-	-	-	-	-	-	-	-	-	✓
F019-42x20x23	42" x 20" x 23" 25 lbs. (12" Seat Height)	-	✓	✓	✓	✓	-	-	-	-	-	-	-	-	-	-	-	-	-	-	-	-	-	✓
F019-45x23.5x27	45" x 23.5" x 27" 30 lbs. (14" Seat Height)	-	✓	✓	✓	✓	-	-	-	-	-	-	✓	✓	✓	✓	-	-	-	-	-	-	-	✓
F019-51x23.5x27	51" x 23.5" x 27" 36 lbs. (14" Seat Height)	-	✓	✓	✓	✓	-	-	-	-	-	-	✓	✓	✓	✓	-	-	-	-	-	-	-	✓
F019-60x31x33	60" x 31" x 33" 62 lbs. (16" Seat Height)	-	✓	✓	✓	✓	-	✓	✓	✓	✓	✓	✓	✓	✓	✓	-	-	-	-	-	-	-	✓
F019-67x31x33	67" x 31" x 33" 69 lbs. (16" Seat Height)	-	✓	✓	✓	✓	-	✓	✓	✓	✓	✓	✓	✓	✓	✓	-	-	-	-	-	-	-	✓
F019-60x31x35	60" x 31" x 35" 65 lbs. (18" Seat Height)	-	✓	✓	✓	✓	-	✓	✓	✓	✓	✓	✓	✓	✓	✓	-	✓	✓	✓	✓	✓	-	✓
F019-67x31x35	67" x 31" x 35" 73 lbs. (18" Seat Height)	-	✓	✓	✓	✓	-	✓	✓	✓	✓	✓	✓	✓	✓	✓	-	✓	✓	✓	✓	✓	-	✓



ADDITIONAL RESOURCES



CLICK TO VIEW >