


# CREATE YOUR COMBO BALANCE BEAM COMBO

Product Numbers FK042, FK041



## DETAILS

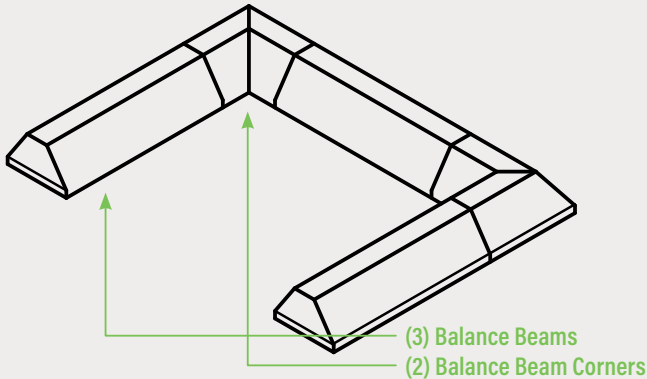
### CONSTRUCTION

- Solid foam construction
- Reinforced seams and stitching
- Made in USA
- Backed with a lifetime warranty

### MODIFICATION


- Seat height
- Textile and placement
- Fully zippered (no wood base)
- Colored stitching and zipper


## COMBO BREAKDOWN



## HOW TO SPECIFY A BALANCE BEAM

### STEP 1: HEIGHT

BALANCE BEAM	
DIMENSION (L x W)	HEIGHT
 48" X 18"	11"

BALANCE BEAM CORNER	
DIMENSION (L x W)	HEIGHT
 26" X 26"	11"

### STEP 2: FULLY ZIPPERED

#### FULLY ZIPPERED



Fully Zippered (Z)

*\*Reference the product breakdown on back for availability.*

### STEP 3: GRADE AND TEXTILE

#### GRADES & SWATCHES



[CLICK TO VIEW »](#)

#### FABRIC DIRECTION & COLOR GUIDES

Balance Beam



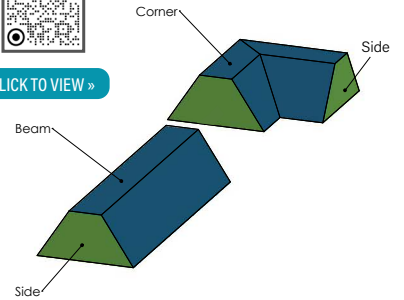
[CLICK TO VIEW »](#)

Balance Beam Corner



[CLICK TO VIEW »](#)

#### COLOR GUIDES



*\*Thread will default to match the seat textile.*

### STEP 4: MODIFICATIONS (OPTIONAL)

#### FLAME RETARDANT

- CAL TB-133
- Optional flame retardant add on.

*\*Reference the product breakdown on back for availability.*



## STEP 5: CONFIGURE PART NUMBER

### FILL IN YOUR PART NUMBER

[ ]	[ ]	[ ]	[ ]	[ ]	-	[ ]	x	[ ]	x	[ ]	[ ]	-	[ ]	[ ]	[ ]	[ ]
FAMILY						STEP 1						STEP 2				
L						W		H		ZIP						

### EXAMPLE PART NUMBER

F	K	0	4	1	-	4	8	x	1	8	x	1	1	-	Z	[ ]	[ ]
FAMILY						L		W		H			ZIP				

## STEP 6: CONFIGURE DESCRIPTION

### FILL IN YOUR DESCRIPTION

<b>1. SIDE</b>					STEP 3
1. Side	[ ]	[ ]	[ ]	[ ]	
LOCATION	GRADE	MANUFACTURER	PATTERN	COLOR	
<b>2. BEAM OR CORNER</b>					
2. Beam	[ ]	[ ]	[ ]	[ ]	
LOCATION	GRADE	MANUFACTURER	PATTERN	COLOR	
<b>3. CORNER</b>					
3. Corner	[ ]	[ ]	[ ]	[ ]	
LOCATION	GRADE	MANUFACTURER	PATTERN	COLOR	
<b>EMBROIDERY*</b>		<b>FLAME RETARDANT*</b>			
LOCATION	NAME	[ ]	[ ]	[ ]	

### EXAMPLE DESCRIPTION

<b>1. SIDE</b>				
1. Side	1	Spradling	Silvertex	Sage
LOCATION	GRADE	MANUFACTURER	PATTERN	COLOR
<b>2. BEAM OR CORNER</b>				
2. Beam	3	Momentum	Tribeca	Fossil
LOCATION	GRADE	MANUFACTURER	PATTERN	COLOR
<b>3. CORNER</b>				
2. Corner	1	Spradling	Silvertex	Acid
LOCATION	GRADE	MANUFACTURER	PATTERN	COLOR
<b>EMBROIDERY*</b>		<b>FLAME RETARDANT*</b>		
Seat	Rocket Logo	[ ]	[ ]	CAL TB-133
LOCATION	NAME	[ ]	[ ]	[ ]

\*Optional add-ons. Reference product breakdown for availability.

INCLUDE ON PURCHASE ORDER

REPEAT STEP 5 & 6 FOR EACH PRODUCT NUMBER.

### EXAMPLE CONFIGURATION

FK041-48x18x11-Z

1. Side: Grade 1, Spradling, Silvertex, Sage | 2. Beam: Grade 3, Momentum, Tribeca, Fossil | 3. Corner: Grade 1, Spradling, Silvertex, Acid  
Embroidery: Seat, Rocket logo | CAL TB-133

## PRODUCT BREAKDOWN

### BALANCE BEAM COMBO

Product No./ Description	Dimen./Weight (L x W x H)	Zip Z	FOOT AND FINISH OPTIONS												INTEGRATED POWER OPTIONS						HPL	Emb.		
			Standard		3" Premium		6" Premium						Standard		3" Premium		6" Premium							
			G1	L1	R3	C3	S16	S29	C6	T6	R6	M6	G1	L1	R3	C3	S16	S29	C6	T6	R6	M6		
Balance Beam FK041-48x18x11	48" x 18" x 11" 6.5 lbs.	✓	-	-	-	-	-	-	-	-	-	-	-	-	-	-	-	-	-	-	-	-	-	-
Balance Beam Corner FK042-26x26x11	26" x 26" x 11" 4.5 lbs.	✓	-	-	-	-	-	-	-	-	-	-	-	-	-	-	-	-	-	-	-	-	-	-



1770 E. Keating Ave - Muskegon, MI 49442 • Tel: 231.366.4791 • [www.fomcore.com](http://www.fomcore.com)

ADDITIONAL  
RESOURCES



CLICK TO VIEW »