


ARMLESS SERIES - LINEAR ARMLESS

# LINEAR CHAIR

Product No. F016

Transform your seating arrangement with our one piece foam construction armless chair. Its smooth edges make it flexible enough to adapt to different settings. You can easily use this armless chair in combination with the rest of our armless furniture line to create a multitude of seating arrangements. With a 35"H backrest a student can stand at the back with their device and create a two-tiered seating space.



## DETAILS

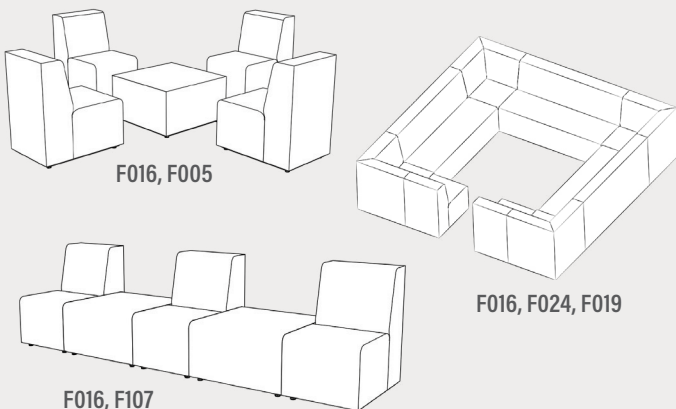
### CONSTRUCTION

- Solid foam construction
- Reinforced seams and stitching
- Made in USA
- Backed with a lifetime warranty
- Wood base to fit foot options
- Waterfall edge

### MODIFICATION

- Seat height
- Textile and placement
- Foot and finish options
- Stitching color
- Embroidery
- Power options

## QUICK COMBOS



# HOW TO SPECIFY F016

## STEP 1: SEAT HEIGHT

	DIMENSION (L x W x H)	SEAT HEIGHT
	14" x 20" x 23"	12"
	17" x 32.5" x 27"	14"
	22" x 31" x 33"	16"
	22" x 31" x 35"	18"

## STEP 2: FOOT

### 1" STANDARD FOOT OPTIONS

- Nylon Glide (G1)
- Felt Glide (G1)
- 1" Low Profile Leg (L1)  
Black

### 3" PREMIUM FOOT OPTIONS

- 3" Rectangle (R3)  
Black
- 3" Rectangle (R3)  
Silver
- 3" Caster (C3)

### 6" PREMIUM FOOT OPTIONS

- Large Sled Leg (S29)  
Silver
- Large Sled Leg (S29)  
Black
- 6" Mod Leg (M6)
- 6" Rectangle (R6)  
Black
- 6" Rectangle (R6)  
Silver
- 6" Triangle (T6)  
Black
- 6" Triangle (T6)  
Silver
- 6" Caster (C6)

\*Reference the product breakdown on back for availability.

## STEP 3: GRADE AND TEXTILE

### GRADES & SWATCHES



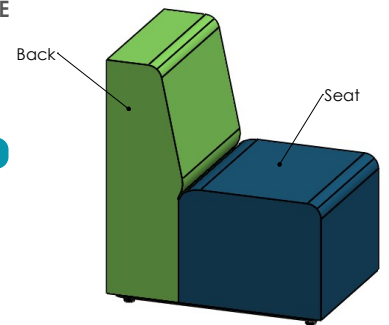
[CLICK TO VIEW »](#)

### FABRIC DIRECTION & COLOR GUIDE



[CLICK TO VIEW »](#)

### COLOR GUIDE



\*Thread will default to match the seat textile.

## STEP 4: MODIFICATIONS (OPTIONAL)

### INTEGRATED POWER OPTIONS\* (PI, PI+)

- White
- Silver
- PI = 1 Power Unit
- PI+ = 2 Power Units

### EMBROIDERY

- Personalize your furniture with embroidery!
- We can embroider up to 12" x 15" artwork

### EMBROIDERY SPECS

[CLICK TO VIEW »](#)



### FLAME RETARDANT

- CAL TB-133 - Optional flame retardant add on.

\*Reference the product breakdown on back for availability.

## STEP 5: CONFIGURE PART NUMBER

### FILL IN YOUR PART NUMBER

F	0	1	6	-	x	x	x	x	x	x	-					-				
FAMILY					STEP 1						STEP 2				STEP 4* (OPTIONAL)					
L				W				H				FOOT/ZIP				POWER				

### EXAMPLE PART NUMBER

F	0	1	6	-	1	7	x	2	3	.5	x	2	7	-	R	3	-	P	1							
FAMILY					L						W				H				FOOT				POWER			

## STEP 6: CONFIGURE DESCRIPTION

### FILL IN YOUR DESCRIPTION

#### 1. SEAT

1. Seat					
LOCATION	GRADE	MANUFACTURER	PATTERN	COLOR	

#### 2. BACK

2. Back					
LOCATION	GRADE	MANUFACTURER	PATTERN	COLOR	

#### FOOT

NAME/COLOR
------------

#### POWER\*

COLOR	QUANTITY
-------	----------

#### EMBROIDERY\*

LOCATION	NAME
----------	------

#### FIRE RETARDANCY\*

--

STEP 3

### EXAMPLE DESCRIPTION

#### 1. SEAT

1. Seat	1	Spradling	Silvertex	Sage
LOCATION	GRADE	MANUFACTURER	PATTERN	COLOR

#### 2. BACK

2. Back	3	Momentum	Tribeca	Fossil
LOCATION	GRADE	MANUFACTURER	PATTERN	COLOR

#### FOOT

3" Rectangle Leg - Black	White	1
NAME/COLOR	COLOR	QUANTITY

#### EMBROIDERY\*

Seat	
LOCATION	NAME

#### FIRE RETARDANCY\*

CAL TB-133
------------

\*Optional add-ons. Reference product breakdown for availability.

INCLUDE ON PURCHASE ORDER

### EXAMPLE CONFIGURATION

F016-17x23.5x27-R3-PI

1. Seat: Grade 1, Spradling, Silvertex, Sage | 2. Back: Grade 3, Momentum, Tribeca, Fossil

Foot: 3" Rectangle Leg Black | Power: White, Quantity: 1 | Embroidery: Seat, Rocket logo | CAL TB-133

## PRODUCT BREAKDOWN

### LINEAR CHAIR (F016)

Product No.	Dimen./Weight (L x W x H)	FOOT OPTIONS										INTEGRATED POWER OPTION								HPL	Emb.				
		Zip		Standard		3" Premium		6" Premium				Standard		3" Premium		6" Premium									
		Z	G1	L1	R3	C3	S16	S29	C6	T6	R6	M6	G1	L1	R3	C3	S16	S29	C6			T6	R6	M6	
F016-14x20x23	14" x 20" x 23" 8 lbs. (12" Seat Height)	-	✓	✓	✓	✓	-	-	-	-	-	-	-	-	-	-	-	-	-	-	-	-	-	-	✓
F016-17x23.5x27	17" x 23.5" x 27" 12 lbs. (14" Seat Height)	-	✓	✓	✓	✓	-	-	-	-	-	-	✓	✓	✓	✓	-	-	-	-	-	-	-	-	✓
F016-22x31x33	22" x 31" x 33" 23 lbs. (16" Seat Height)	-	✓	✓	✓	✓	-	✓	✓	✓	✓	✓	✓	✓	✓	✓	-	-	-	-	-	-	-	-	✓
F016-22x31x35	22" x 31" x 35" 24 lbs. (18" Seat Height)	-	✓	✓	✓	✓	-	✓	✓	✓	✓	✓	✓	✓	✓	✓	-	✓	✓	✓	✓	✓	✓	-	✓



ADDITIONAL RESOURCES



CLICK TO VIEW