

SOCIAL SERIES

LOW ARM LEFT SOCIAL CHAIR

Product No. F151

Create a welcoming environment for your next space. Featuring comfortable, functional, and creative seating options. The Low Arm Left Social Chair is a keystone piece all on it's own or create an adaptable seating arrangement using multiple pieces from the Social series.



DETAILS

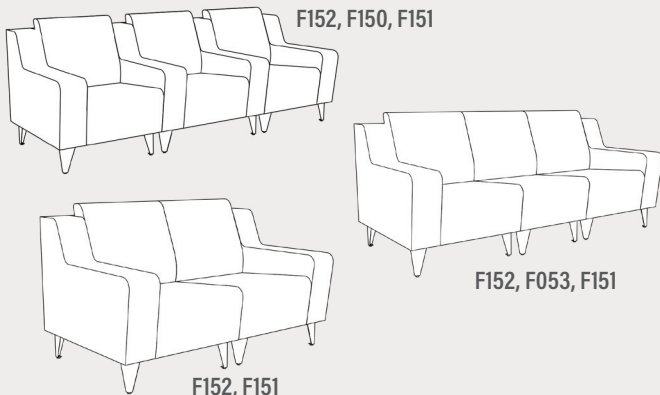
CONSTRUCTION

- Solid foam construction
- Wood base to fit foot options
- Reinforced seams and stitching
- Made in USA
- Backed with a lifetime warranty

MODIFICATION


- Textile and placement
- Foot and finish options
- Stitching color
- HPL worksurface
- Power options
- Embroidery

QUICK COMBOS



HOW TO SPECIFY F151

STEP 1: SEAT HEIGHT

DIMENSION (L x W x H)	SEAT HEIGHT
 28.25" x 34.75" x 32"	18"

STEP 2: FOOT AND FULLY ZIPPERED

6" PREMIUM FOOT OPTIONS

- | | |
|--|--|
|  Large Sled Leg (S29)
Silver | |
|  Large Sled Leg (S29)
Black | |
| | |
| | |

*Reference the product breakdown on back for availability.

STEP 3: GRADE AND TEXTILE

GRADES & SWATCHES



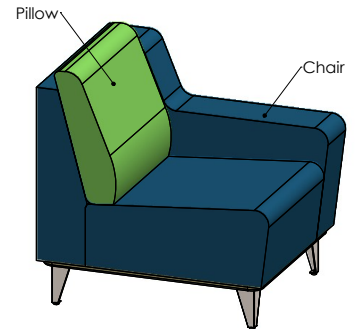
[CLICK TO VIEW »](#)

FABRIC DIRECTION & COLOR GUIDE



[CLICK TO VIEW »](#)



















COLOR GUIDE



*Thread will default to match the seat textile.

STEP 4: MODIFICATIONS (OPTIONAL)

HPL WORKSURFACE (HPL)

- | | | |
|---|---|---|
|  Black Matte
Black Gloss - Writable Surface |  Gull Grey
w/ matching
edgebanding | |
| EDGE-BANDING OPTIONS | | |
|  Black Matte/Gloss |  Chrome Yellow |  Spectrum Blue |
|  Spectrum Red |  Orange Grove | |
|  Dover White Matte
Dover White Gloss - Writable Surface |  Chelsea Maple
w/ matching
edgebanding | |
| EDGE-BANDING OPTIONS | | |
|  White Matte/Gloss |  Chrome Yellow |  Spectrum Blue |
|  Black Matte/Gloss |  Orange Grove |  Navy Blue |
|  Spectrum Red | | |
| |  Black Riftwood
w/ matching
edgebanding | |
| |  White Twill
w/ matching
edgebanding | |

STEP 4 (CONT.): MODIFICATIONS (OPTIONAL)

EMBROIDERY

- Personalize your furniture with embroidery!
- We can embroider up to 12" x 15" artwork

EMBROIDERY SPECS

[CLICK TO VIEW »](#)



FLAME RETARDANT

- CAL TB-133
- Optional flame retardant add on.

INTEGRATED POWER OPTIONS* (PI, PI+)



White



Silver

PI = 1 Power Unit
PI+ = 2 Power Units

STEP 5: CONFIGURE PART NUMBER

F	1	5	1	-	2	8	.	2	5	x	3	4	.	7	5	x	3	2	-					-				
FAMILY					L				W				H				FOOT				HPL				POWER			
STEP 1												STEP 2				STEP 4* (OPTIONAL)												

EXAMPLE PART NUMBER

F	1	5	1	-	2	8	.	2	5	x	3	4	.	7	5	x	3	2	-	R	6	-	H	P	L	P	I
FAMILY					L				W				H				FOOT		HPL				POWER				

STEP 6: CONFIGURE DESCRIPTION

FILL IN YOUR DESCRIPTION

1. CHAIR

1. Chair				
LOCATION	GRADE	MANUFACTURER	PATTERN	COLOR

2. PILLOW

2. Pillow				
LOCATION	GRADE	MANUFACTURER	PATTERN	COLOR

FOOT

NAME/COLOR

POWER*

COLOR	QUANTITY

HPL WORKSURFACE*

HPL COLOR	EDGE BANDING COLOR

EMBROIDERY*

LOCATION	NAME

FIRE RETARDANCY*

--

STEP 3

EXAMPLE DESCRIPTION

1. CHAIR

1. Chair	1	Spradling	Silvertex	Sage
LOCATION	GRADE	MANUFACTURER	PATTERN	COLOR

2. PILLOW

2. Pillow	3	Momentum	Tribeca	Fossil
LOCATION	GRADE	MANUFACTURER	PATTERN	COLOR

FOOT

6" Rectangle Leg - Black
NAME/COLOR

POWER*

White	1
COLOR	QUANTITY

HPL WORKSURFACE*

Black Matte	Spectrum Red
HPL COLOR	EDGE BANDING COLOR

EMBROIDERY*

Seat	Rocket Logo
LOCATION	NAME

FIRE RETARDANCY*

CAL TB-133

*Optional add-ons. Reference product breakdown for availability.

INCLUDE ON PURCHASE ORDER

EXAMPLE CONFIGURATION

F151-28.25x34.75x32-R6-HPLPI

1. Chair: Grade 1, Spradling, Silvertex, Sage | 2. Pillow: Grade 3, Momentum, Tribeca, Fossil

Foot: 6" Rectangle Leg Black | Power: White, Quantity: 1 | HPL Worksurface: Black Matte, Edgebanding: Spectrum Red | Embroidery: Seat, Rocket logo | CAL TB-133

PRODUCT BREAKDOWN

LOW ARM LEFT SOCIAL CHAIR (F151)

Product No.	Dimen./Weight (L x W x H)	FOOT OPTIONS												INTEGRATED POWER OPTION												HPL	Emb.
		Zip		Standard		3" Premium		6" Premium						Standard		3" Premium		6" Premium									
		Z	G1	L1	R3	C3	S16	S29	C6	T6	R6	M6	G1	L1	R3	C3	S16	S29	C6	T6	R6	M6					
F151-28.25x34.75.32	28.25" x 34.75" x 32" 32 lbs. (18" Seat Height)	-	-	-	-	-	-	✓	✓	✓	✓	✓	-	-	-	-	-	✓	✓	✓	✓	✓	✓	✓	✓		

Fomcore
SERVE. CREATE. INSPIRE.

1770 E. Keating Ave - Muskegon, MI 49442 • Tel: 231.366.4791 • www.fomcore.com

ADDITIONAL RESOURCES



[CLICK TO VIEW »](#)