

SOCIAL SERIES

RIGHT SOCIAL CHAIR

Product No. F052

Create a welcoming environment for your next space. Featuring comfortable, functional, and creative seating options. The Right Social Chair is a keystone piece all on it's own or create an adaptable seating arrangement using multiple pieces from the Social series.



DETAILS


CONSTRUCTION

- Solid foam construction
- Wood base to fit foot options
- Reinforced seams and stitching
- Made in USA
- Backed with a lifetime warranty

MODIFICATION

- Textile and placement
- Foot and finish options
- Stitching color
- Power options
- Embroidery


QUICK COMBOS



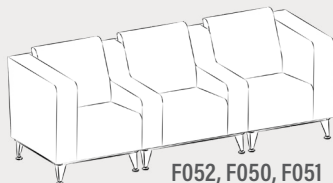
F052, F053, F051



F052



F052, F051



F052, F050, F051

HOW TO SPECIFY F052

STEP 1: SEAT HEIGHT

DIMENSION (L x W x H)	SEAT HEIGHT
<p>28.25" x 36" x 32"</p>	18"

STEP 2: FOOT

6" PREMIUM FOOT OPTIONS

- | | | |
|--|--------------------------------|--|
| | Large Sled Leg (S29)
Silver | |
| | Large Sled Leg (S29)
Black | |
| | | |
| | | |

**Reference the product breakdown on back for availability.*

STEP 3: GRADE AND TEXTILE

GRADES & SWATCHES



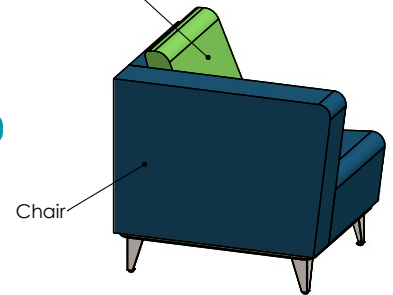
[CLICK TO VIEW »](#)

FABRIC DIRECTION & COLOR GUIDE



[CLICK TO VIEW »](#)

Pillow COLOR GUIDE



**Thread will default to match the seat textile.*

STEP 4: MODIFICATIONS (OPTIONAL)

INTEGRATED POWER OPTIONS* (PI, PI+)

- | | | |
|--------------------------------|---------------------------------|---------------------|
| <input type="checkbox"/> White | <input type="checkbox"/> Silver | PI = 1 Power Unit |
| | | PI+ = 2 Power Units |

EMBROIDERY

- Personalize your furniture with embroidery!
- We can embroider up to 12" x 15" artwork

EMBROIDERY SPECS

[CLICK TO VIEW »](#)



FLAME RETARDANT

- CAL TB-133
- Optional flame retardant add on.

**Reference the product breakdown on back for availability.*

STEP 5: CONFIGURE PART NUMBER

FILL IN YOUR PART NUMBER

F	0	5	2	-	2	8	.	2	5	x	3	6	x	3	2	-					-				
FAMILY					STEP 1								STEP 2				STEP 4* (OPTIONAL)								
L					W				H				FOOT				POWER								

EXAMPLE PART NUMBER

F	0	5	2	-	2	8	.	2	5	x	3	6	x	3	2	-	R	6	-	P	I
FAMILY					STEP 1								STEP 2				STEP 4* (OPTIONAL)				
L					W				H				FOOT				POWER				

STEP 6: CONFIGURE DESCRIPTION

FILL IN YOUR DESCRIPTION

1. CHAIR

1. Chair					
LOCATION	GRADE	MANUFACTURER	PATTERN	COLOR	

2. PILLOW

2. Pillow					
LOCATION	GRADE	MANUFACTURER	PATTERN	COLOR	

FOOT

NAME/COLOR

POWER*

COLOR	QUANTITY
-------	----------

EMBROIDERY*

LOCATION	NAME
----------	------

FLAME RETARDANT*

--

STEP 3

EXAMPLE DESCRIPTION

1. CHAIR

1. Chair	1	Spradling	Silvertex	Sage
LOCATION	GRADE	MANUFACTURER	PATTERN	COLOR

2. PILLOW

2. Pillow	3	Momentum	Tribeca	Fossil
LOCATION	GRADE	MANUFACTURER	PATTERN	COLOR

FOOT

6" Rectangle Leg - Black	White	1
NAME/COLOR	COLOR	QUANTITY

EMBROIDERY*

Seat	Rocket Logo
LOCATION	NAME

FLAME RETARDANT*

CAL TB-133

*Optional add-ons. Reference product breakdown for availability.

INCLUDE ON PURCHASE ORDER

EXAMPLE CONFIGURATION

F052-28.25x36x32-R6-PI

1. Chair: Grade 1, Spradling, Silvertex, Sage | 2. Pillow: Grade 3, Momentum, Tribeca, Fossil

Foot: 6" Rectangle Leg Black | Power: White, Quantity: 1 | Embroidery: Seat, Rocket logo | CAL TB-133

PRODUCT BREAKDOWN

RIGHT SOCIAL CHAIR (F052)

Product No.	Dimen./Weight (L x W x H)	FOOT OPTIONS												INTEGRATED POWER OPTION								HPL	Emb.
		Zip Z	Standard		3" Premium		6" Premium				Standard		3" Premium		6" Premium								
			G1	L1	R3	C3	S16	S29	C6	T6	R6	M6	G1	L1	R3	C3	S16	S29	C6	T6	R6		
F052-28.25x36x32	28.25" x 36" x 32" 35 lbs. (18" Seat Height)	-	-	-	-	-	✓	✓	✓	✓	✓	-	-	-	-	-	✓	✓	✓	✓	✓	-	✓

Fōmcore
SERVE. CREATE. INSPIRE.

1770 E. Keating Ave - Muskegon, MI 49442 • Tel: 231.366.4791 • www.fomcore.com

ADDITIONAL
RESOURCES



CLICK TO VIEW »