

NETWORK SERIES HEXAGON BENCH 2.0

Product No. F048

With our light-weight, solid foam construction, you can maneuver the Hexagon Bench 2.0 into endless combinations. Meetings, gatherings, and even quick chats will flourish in your purposefully curated spaces. Showcasing the variety of geometry from the Hexagon Bench 2.0, your creativity has no bounds to craft the proper environment for any situation.



Shown with 1" Nylon Glides

DETAILS

CONSTRUCTION

- Solid foam construction
- Wood base to fit foot options
- Reinforced seams and stitching
- Made in USA
- Backed with a lifetime warranty

MODIFICATION

- Textile and placement
- Foot and finish options
- Stitching color
- HPL Worksurface
- Embroidery
- Power options

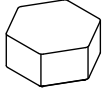
QUICK COMBOS

IDEA STARTERS COMING SOON



HOW TO SPECIFY F048

STEP 1: SEAT HEIGHT

DIMENSION (L x W)	SEAT HEIGHT
 41" x 36"	16"
	18"

STEP 2: FOOT

FULLY ZIPPERED



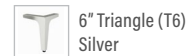
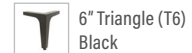
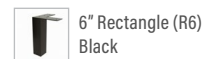
1" STANDARD FOOT OPTIONS



3" PREMIUM FOOT OPTIONS



6" PREMIUM FOOT OPTIONS



*Reference the product breakdown on back for availability.

STEP 3: GRADE AND TEXTILE

GRADES & SWATCHES



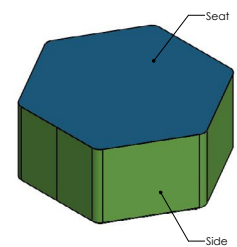
CLICK TO VIEW »

FABRIC DIRECTION & COLOR GUIDE



CLICK TO VIEW »

COLOR GUIDE



*Thread will default to match the seat textile.

STEP 4: MODIFICATIONS (OPTIONAL)

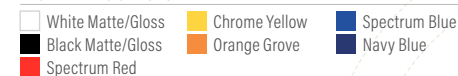
HPL WORKSURFACE (HPL)



EDGEBANDING OPTIONS



EDGEBANDING OPTIONS



STEP 4 (CONT.): MODIFICATIONS (OPTIONAL)

EMBROIDERY

- Personalize your furniture with embroidery!
- We can embroider up to 12" x 15" artwork

EMBROIDERY SPECS

[CLICK TO VIEW »](#)



FLAME RETARDANT

- CAL TB-133
- Optional flame retardant add on.

INTEGRATED POWER OPTIONS* (PI, PI+)



White



Silver

PI = 1 Power Unit
PI+ = 2 Power Units

STEP 5: CONFIGURE PART NUMBER

FILL IN YOUR PART NUMBER

F	0	4	8	-		x		x			-				-				-				-			
FAMILY					L	W	H	FOOT				HPL				POWER										
STEP 1												STEP 2				STEP 4* (OPTIONAL)										

EXAMPLE PART NUMBER

F	0	4	8	-	4	1	x	3	6	x	1	8	-	G	1	-	H	P	L	-	P	1
FAMILY					L	W	H	FOOT				HPL				POWER						

STEP 6: CONFIGURE DESCRIPTION

FILL IN YOUR DESCRIPTION

1. SEAT

1. Seat				
LOCATION	GRADE	MANUFACTURER	PATTERN	COLOR

2. SIDE

2. Side				
LOCATION	GRADE	MANUFACTURER	PATTERN	COLOR

FOOT

NAME/COLOR

POWER*

COLOR	QUANTITY

HPL WORKSURFACE*

HPL COLOR	EDGE BANDING COLOR

EMBROIDERY*

LOCATION	NAME

FIRE RETARDANCY*

--

STEP 3

EXAMPLE DESCRIPTION

1. SEAT

1. Seat	1	Spradling	Silvertex	Sage
LOCATION	GRADE	MANUFACTURER	PATTERN	COLOR

2. SIDE

2. Side	3	Momentum	Tribeca	Fossil
LOCATION	GRADE	MANUFACTURER	PATTERN	COLOR

FOOT

1" Nylon Glide
NAME/COLOR

POWER*

White	1
COLOR	QUANTITY

HPL WORKSURFACE*

Black Matte	Spectrum Red
HPL COLOR	EDGE BANDING COLOR

EMBROIDERY*

Seat	Rocket Logo
LOCATION	NAME

FIRE RETARDANCY*

CAL TB-133

*Optional add-ons. Reference product breakdown for availability.

INCLUDE ON PURCHASE ORDER

EXAMPLE CONFIGURATION

F048-41x36x18-G1-HPL-PI

1. Seat: Grade 1, Spradling, Silvertex, Sage | 2. Side: Grade 3, Momentum, Tribeca, Fossil

Foot: 1" Nylon Glide | Power: White, Quantity: 1 | HPL Worksurface: Black Matte, Edgebanding: Spectrum Red | Embroidery: Seat, Rocket logo | CAL TB-133

PRODUCT BREAKDOWN

HEXAGON BENCH 2.0 (F048)

Product No.	Dimen./Weight (L x W x H)	Zip Z	FOOT AND FINISH OPTIONS												INTEGRATED POWER OPTIONS												HPL	Emb.
			Standard		3" Premium		6" Premium						Standard		3" Premium		6" Premium											
			G1	L1	R3	C3	S16	S29	C6	T6	R6	M6	G1	L1	R3	C3	S16	S29	C6	T6	R6	M6						
F048-41x36x16	41" x 36" x 16" 31.5 lbs.	✓	✓	✓	✓	✓	-	-	✓	✓	✓	✓	✓	✓	-	✓	-	-	-	-	-	-	✓	✓				
F048-41x36x18	41" x 36" x 18" 34 lbs.	✓	✓	✓	✓	✓	-	-	✓	✓	✓	✓	✓	✓	-	✓	-	-	✓	✓	✓	✓	✓	✓				

Fomcore
SERVE. CREATE. INSPIRE.

1770 E. Keating Ave - Muskegon, MI 49442 • Tel: 231.366.4791 • www.fomcore.com

ADDITIONAL RESOURCES



[CLICK TO VIEW »](#)