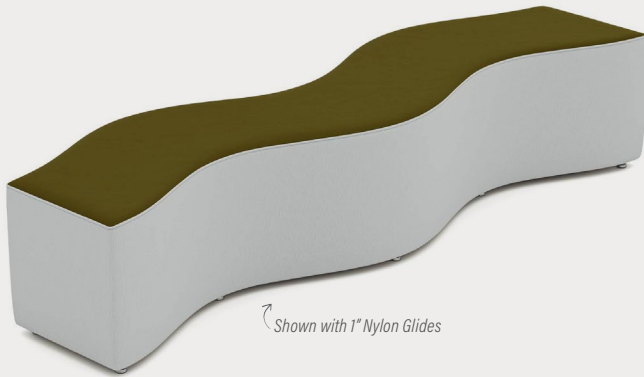


# BENCH SERIES BUMP BENCH

Product No. F008

Sometimes straight lines are so predictable – not with the BUMP! This whimsical piece brings movement and flow to stagnant spaces. Use as a stand-alone bench or pair with some Lily Pads to create a table like workstation for several students. Whether it's in the classroom, media center or in transitional spaces, the BUMP is a favorite gathering spot for students.



## DETAILS

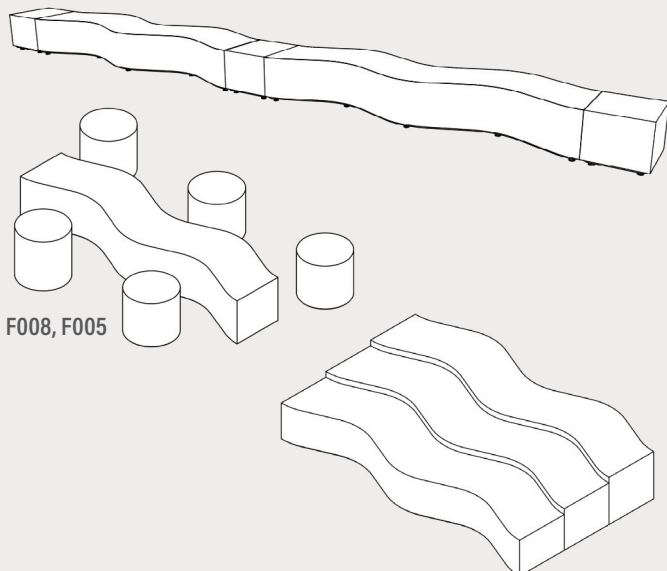
### CONSTRUCTION

- Solid foam construction
- Reinforced seams and stitching
- Wood base to fit foot options
- Made in USA
- Backed with a lifetime warranty

### MODIFICATION

- Seat height
- Textile and placement
- Foot and finish options
- Stitching colors
- Embroidery

## QUICK COMBOS



**Fōmcore**  
SERVE. CREATE. INSPIRE.

# HOW TO SPECIFY F008

## STEP 1: SEAT HEIGHT

DIMENSION (L x W)	SEAT HEIGHT
	14"
	16"
	18"
	20"

## STEP 2: FOOT

### 1" STANDARD FOOT OPTIONS

- Nylon Glide (G1)
- Felt Glide (G1)
- 1" Low Profile Leg (L1)  
Black

### 3" PREMIUM FOOT OPTIONS

- 3" Rectangle (R3)  
Black
- 3" Rectangle (R3)  
Silver

### 6" PREMIUM FOOT OPTIONS

- Small Sled Leg (S16)  
Silver
- Small Sled Leg (S16)  
Black
- 6" Mod Leg (M6)
- 6" Rectangle (R6)  
Black
- 6" Rectangle (R6)  
Silver
- 6" Triangle (T6)  
Black
- 6" Triangle (T6)  
Silver
- 6" Caster (C6)

*\*Reference the product breakdown on back for availability.*

## STEP 3: GRADE AND TEXTILE

### GRADES & SWATCHES



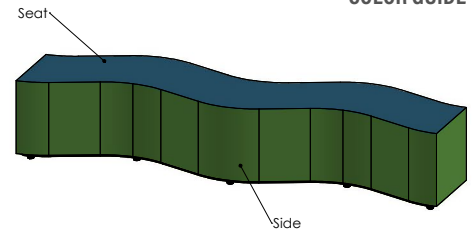
[CLICK TO VIEW »](#)

### FABRIC DIRECTION & COLOR GUIDE



[CLICK TO VIEW »](#)

### COLOR GUIDE



*\*Thread will default to match the seat textile.*

## STEP 4: MODIFICATIONS (OPTIONAL)

### EMBROIDERY

- Personalize your furniture with embroidery!
- We can embroider up to 12" x 15" artwork

### EMBROIDERY SPECS

[CLICK TO VIEW »](#)



### FLAME RETARDANT

- CAL TB-133
- Optional flame retardant add on.

*\*Reference the product breakdown on back for availability.*

